



SANTA CLARA VALLEY WATER DISTRICT

NON-AGENDA

July 29, 2022

Board Policy EL-7 Communication and Support to the Board
The BAOs shall inform and support the Board in its work.

Page		<u>CEO BULLETIN & NEWSLETTERS</u>
		CEO Bulletin: None
		<u>BOARD MEMBER REQUESTS & INFORMATIONAL ITEMS</u>
4		BMR/IBMR Weekly Reports: 07/28/22
5		Memo from Darin Taylor, CFO, to the Board of Directors, dated 07/25/22, regarding Monthly and Quarterly Report of Investments as of June 30, 2022.
		<u>INCOMING BOARD CORRESPONDENCE</u>
34		Board Correspondence Weekly Report: 07/28/22
35		Email from Dhruv Khanna, to the Board of Directors, dated 07/21/22, regarding the Salad Bowl Pipeline (C-22-0127).
37		Email from Kathy Strickland, to the Board of Directors, dated 07/21/22, regarding Homeless Activity along Los Gatos Creek (C-22-0128).
		<u>OUTGOING BOARD CORRESPONDENCE</u>
41		Email from Director Keegan, to Kathy Strickland, dated 07/21/22, regarding Homeless Activity in Los Gatos Creek (C-22-0110).
44		Email from Director Keegan to Mike Culcasi, dated 07/21/22, regarding Homeless Activity in Los Gatos Creek (C-22-0111 and C-22-0125).
49		Email from Director Santos to Ty Greaves, dated 07/26/22, regarding Construction of a 100-Bed Homeless Complex on Noble Avenue (C-22-0120).
51		Email from Chair Pro Tem Varela, to Rebecca Parker, dated 07/26/22, regarding Water Conservation (C-22-0119).
53		Email from Chair Pro Tem Varela, to Terri Lewis, dated 07/26/22, regarding Pools and Water Waste (C-22-0122).
55		Email from Chair Pro Tem Varela, to Ed Logg, dated 07/26/22, regarding Water Conservation (C-22-0121).

Subject: Monthly and Quarterly Report of Investments as of June 30, 2022



MEMORANDUM

FC 14 (02-08-19)

TO: Board of Directors

FROM: Darin Taylor,
Chief Financial Officer

SUBJECT: Monthly and Quarterly Report of Investments
as of June 30, 2022

DATE: July 25, 2022

SUMMARY:

In accordance with Santa Clara Valley Water District ("Valley Water") Investment Policy and California Government Code sections 53607 and 53646, the Treasurer's Monthly and Quarterly Report of Investments as of June 30, 2022 is attached. This report complies with Executive Limitation-4 Financial Management.

RATIONALE:

California Government Code section 53607 requires the Treasurer of the local agency who has been delegated with the authority to invest funds to provide a monthly report of the investment transactions to the legislative body. Furthermore, Government Code Section 53646 recommends that the Treasurer submit a quarterly report to the legislative body of the local agency to assist with its fiscal oversight role. The quarterly report shall include the types of investment, issuer, date of maturity, par, market value and dollar amount for all securities, investments and moneys held by the local agency. The report shall also confirm compliance of the portfolio with the investment policy as well as a statement denoting the agency's ability to meet its expenditure requirements for the next six months. This report is provided to the Board in compliance with Board Investment Policy and Government Code sections 53607 and 53646.

STAFF ANALYSIS:

Interest Rates

The yield-to-maturity of the investment portfolio as of June 30, 2022, was 1.02%. This represents a decrease of 0.01% compared to the yield of 1.03% for December 31, 2021.

Table 1 below summarizes the historical yield-to-maturity of the investment portfolio.

Table 1 - Portfolio Yield-to-Maturity (365 days equivalent)				
Fiscal Year	September Q1	December Q2	March Q3	June Q4
2021	1.41%	1.24%	1.14%	0.94%
2022	1.06%	1.07%	1.03%	1.02%

Subject: Monthly and Quarterly Report of Investments as of June 30, 2022

Investment Strategy

In accordance with the strategy recommended by the Investment Committee and approved by the Board, staff continues to ladder the portfolio. When funds mature, if the money is not needed for current expenditures, they are reinvested in securities that have maturities of up to five years.

The average life of the portfolio on June 30, 2022 was 499 days (1.4 years), well within the 2.5-year average life threshold permitted by the Investment Policy. During the quarter, the Treasury Officer purchased 18 securities totaling \$72M and yield-to-maturity ranging from 1.24% to 3.61% and weighted average yield-to-maturity of 2.79%.

Valley Water's portfolio is invested with a primary goal of safety. To accomplish this goal, staff only invests in securities that are permitted by California Government Code and the Valley Water Investment Policy. These securities have high credit ratings and maturities of no more than 5 years. As of June 30, 2022, approximately 60% of the portfolio was held in US Government Treasury/Agency Notes and Municipal Bonds, 37% was held in liquid funds (Local Area Investment Fund/money market mutual fund, CD's) and 3% in supranational/corporate medium-term notes.

The low short-term interest rate environment is primarily driven by the moderately escalating Federal Funds target rate. At the June 14-15, 2022 meeting, the Federal Open Market Committee (FOMC) stated: "The Committee seeks to achieve maximum employment and inflation at the rate of 2 percent over the longer run. In support of these goals, the Committee decided to raise the target range for the federal funds rate to 1-1/2 to 1-3/4 percent and anticipates that ongoing increases in the target range will be appropriate."¹

Staff recommends continuing the strategy of investing in short-term, liquid instruments such as money market mutual funds, Local Area Investment Fund (LAIF), high grade corporate medium-term notes and short-term U.S. government treasury and agency securities to maintain the goals of safety and liquidity of the investment portfolio. Staff will look for value within the five-year horizon and will match maturities with cash flow requirements as opportunities arise.

¹ <https://www.federalreserve.gov/newsevents/pressreleases/monetary20220706a.htm>

Subject: Monthly and Quarterly Report of Investments as of June 30, 2022

Interest Income

For the quarter ended June 30, 2022, Valley Water received total interest earnings of \$7 million. Table 2 below illustrates the historical interest earnings of the investment portfolio.

Table 2 – Portfolio Quarterly Interest Earnings		
Fiscal Year	Quarter Ending:	Earnings*
2021	September	\$2,413,293
	December	\$2,104,823
	March	\$2,060,745
	June	\$1,894,339
	Total	\$8,473,200
2022	September	\$1,741,431
	December	\$1,693,398
	March	\$1,739,714
	June	\$1,828,672
	Total	\$7,003,215

** Earnings include interest earned plus accrued interest and adjustments for premiums/discounts for the period.*

Performance Measurement

Valley Water benchmarks its portfolio performance against the 24-month floating average of the 2-year Treasury note. This benchmark approximates relatively closely to the holdings of Valley Water. However, there is no benchmark that will exactly mimic the Valley Water's mix of investments.

For the quarter ended June 30, 2022, the investment portfolio yield-to-maturity was 1.02% while the benchmark yield was 0.69% for a positive difference of 0.33%. Yields on the 2-year Treasury note reflect the gradually increasing interest rate in the short end of the yield curve. Valley Water's portfolio yields are modestly higher because of the staggered maturity investment strategy described above and holding to maturity certain securities purchased in times of higher rates.

As a result of low interest rates in the current market environment, the redemption of higher-yielding callable securities and the continued maturities of securities bought in better economic times, the yield on the investment portfolio is expected to remain modest over the next few quarters but may gradually increase over time as the U.S. economy improves and global uncertainties wane. The portfolio will continue to be invested according to the tenets of safety, liquidity and yield in conformance with the California Government Code and Valley Water Investment Policy.

Subject: Monthly and Quarterly Report of Investments as of June 30, 2022

Summary of Cumulative Changes in the Investment Portfolio

The book value of the portfolio was approximately \$847 million on June 30, 2022 compared to \$692 million on March 31, 2022, an increase of \$155 million or 22.4%. A significant amount of the increase (\$145.6 million) is due to receipt of cash from short-term debt issuance to fund capital projects for the WU and SCW programs. The increase also reflects the normal fluctuations of the Valley Water's investment portfolio due to receipt of expected revenues (e.g. property taxes, water utility revenues, etc.) which are offset by planned expenditures for debt service, operating and capital projects incurred during the quarter. The historical quarterly changes in book value are summarized in Table 3 below.

Table 3 – Portfolio Book Value				
Fiscal Year	Quarter Ending:	Book Value	\$ Change	% Change
2021	September	\$660,781,931	(\$39,035,840)	-5.6%
	December	\$696,674,989	\$35,893,058	5.4%
	March	\$727,269,951	\$30,594,962	4.4%
	June	\$766,363,500	\$39,093,500	5.4%
2022	September	\$665,132,641	(\$101,230,859)	-13.2%
	December	\$630,102,645	(\$35,029,996)	-5.3%
	March	\$691,619,673	\$61,517,028	9.8%
	June	\$846,631,604	\$155,011,931	22.4%

Portfolio Market Valuation

In accordance with California Government Code, all public agencies must report unrealized gains and losses in their investment portfolios on a quarterly basis. Table 4 below shows the market value of Valley Water's investments as reported by ICE Data Pricing & Reference Data, LLC on June 30, 2022 compared to the amortized book value.

Table 4 – Portfolio Market Value	
Market Value	\$826,824,074
Amortized Book Value	\$846,631,604
Unrealized Gain (Loss)	(\$19,807,530)

If the entire portfolio had been liquidated on June 30, 2022, Valley Water would have received \$19.8 million less than the total amortized cost of the portfolio. This is the result of a direct relationship between changes in market interest rates and the value of investment securities. As general market interest rates increase, the value of investments purchased at lower yields decrease, and as general market interest rates decrease, the value of investments purchased at higher yields increase.

Valley Water's Investment Policy dictates a buy-and-hold strategy in which the Valley Water holds all securities to their maturity under normal operating conditions. When an investment matures, Valley Water is paid the full-face value of that security and therefore incurs no loss or gain. Since the portfolio was not liquidated, the "gain" was unrealized and had no impact on the portfolio size or yield.

Subject: Monthly and Quarterly Report of Investments as of June 30, 2022

Collateralization of Outstanding Repurchase Agreements

As of June 30, 2022, Valley Water had no outstanding repurchase agreements.

Debt Information

The Investment Policy and governmental regulations require that Valley Water report on the investment of bond proceeds. Investment of bond proceeds is governed by the legal bond documents and applicable governmental regulations. In particular, these funds can be invested for longer periods to match the terms of the outstanding bonds.

Investment of Debt Proceeds

Table 5 below summarizes the debt proceeds investment information as of June 30, 2022. The investments of the debt proceeds are in accordance with the provisions for Permitted Investments as specified in each corresponding Indenture/Trust Agreement.

Table 5 – Debt Proceeds Market Value			
Description	Market Value 6/30/2022	Yield at market	Maturity Date
Series 2012A Reserve Fund	\$5,418,817	1.875%	09/30/2022
Series 2020C Project Fund	\$0*	-	-
Series 2020D Project Fund	\$0*	-	-

*Water Utility 2020C and 2020D proceeds were fully disbursed as of June 30, 2022.

Compliance with State Law and Valley Water Policy

For the quarter ended June 30, 2022, all investments were in compliance with the Investment Policy and Board Executive Limitation 7.6.

Valley Water holds several Certificates of Deposit (“CD”) issued by various banks and credit unions. The CD account balances are generally maintained at or below the federal insurance maximum of \$250,000 per CD, with the exception of the following CDs which are separately insured by Letters of Credit from the Federal Home Loan Bank of San Francisco with a minimum of 105% insurance value for account balances in excess of the \$250,000 federal insurance limit: Community Bank of the Bay, Bank of San Francisco and Technology Credit Union.

On October 13, 2020, the Board authorized placing a deposit of up to \$14 million in a Certificate of Deposit Account Registry Service (CDARS) account with the Bank of San Francisco as part of the transaction related to the establishment of a \$170 million syndicated bank line of credit. The Bank of San Francisco CDAR account balance of \$18 million is insured by the Federal Deposit Insurance Corporation.

The investment portfolio has been structured to ensure that sufficient monies will be available to cover anticipated expenditures in the coming six months.

Subject: Monthly and Quarterly Report of Investments as of June 30, 2022

Socially Responsible Investments

In a unanimous vote on December 12, 2017, the board voted to amend the investment policy to promote socially responsible investment (SRI) practices, and adopted a set of moral, ethical, environmental, social and governance guiding principles (ESG) to lead investment decisions. The board approved prioritizing local investment possibilities with California based banks and banks with less than \$10 billion in assets, to keep funds in the local economy and promote local job growth. On August 11, 2020, the board enhanced the ESG policy to keep a minimum of 4% of liquid cash in banks with up to \$10 billion in assets and 1% in banks with up to \$2 billion in assets to promote Valley Water's investments in local community banks

Total CDs and deposits placed with local banks and credit union is \$45 million for the period ended June 30, 2022. This represents approximately 5% of the overall Valley Water portfolio's book value. The change in Valley Water's investment in CDs and collateralized deposits is summarized in Table 6 below.

Table 6 – Certificate of Deposit (CDs) & Money Market Deposit Summary				
Description	Book Value 3/31/2022	Book Value 6/30/2022	Increase/ (Decrease)	% Change
CDs/Collateralized Deposit Accounts	\$40,943,656	\$45,020,168	\$4,076,512	10%

DocuSigned by:

Prachi Tara

7/25/2022

2493486EB1B9488...

Prepared by: Prachi Tara
Treasury Management Analyst

DocuSigned by:

Charlene Sun

7/25/2022

7BC5EFA2A234AD...

Reviewed by: Charlene Sun
Treasury, Debt and Grants Officer

Attachments:

- 1: Portfolio Management reports
- 2: Portfolio Composition Pie Chart
- 3: Yield Comparison Graph



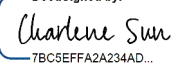
**Santa Clara Valley Water Dist.
Portfolio Management
Portfolio Summary
June 30, 2022**


SANTA CLARA VALLEY WATER
5750 Almaden Expressway
San Jose, San Jose, Ca 951
(408)265-2607

Investments	Par Value	Market Value	Book Value	% of Portfolio	YTM 365 Equiv.	Term	Days to Maturity
Treasury Securities - Coupon	137,000,000.00	131,415,027.00	135,279,193.38	15.98	1.809	947	781
Federal Agency Issues - Coupon	307,837,000.00	295,378,904.31	308,881,479.99	36.48	1.231	1,563	857
Negotiable CD's - Interest Bearing	480,000.00	465,913.44	480,000.00	0.06	2.173	1,645	509
LAIF	74,056,327.44	74,056,327.44	74,056,327.44	8.75	0.320	1	1
Medium Term Notes	12,003,000.00	11,820,268.98	11,969,846.81	1.41	2.375	1,548	335
Money Market Account	49,118,248.11	49,118,248.11	49,118,248.11	5.80	0.020	1	1
TimeCD_Deposit Account	188,888,024.51	188,888,024.51	188,888,024.51	22.31	0.223	1	1
Supranational	15,000,000.00	14,239,691.68	15,108,731.58	1.78	1.013	1,663	1,035
Municipal Bonds	62,855,000.00	61,441,668.35	62,849,751.86	7.42	2.052	1,515	504
Investments	847,237,600.06	826,824,073.82	846,631,603.68	100.00%	1.022	887	499

Total Earnings	June 30 Month Ending	Fiscal Year To Date	Fiscal Year Ending
Current Year	627,801.81	7,003,215.35	7,003,215.35
Average Daily Balance	690,781,325.33	668,161,248.43	
Effective Rate of Return	1.11%	1.05%	

Current market pricing is updated at the end of each month from data provided by Interactive Data, a securities pricing service.

DocuSigned by:

 Charlene Sun
 Treasury/D...
 Date
 7/25/2022

DocuSigned by:

 Darin Taylor, Chief Financial Officer
 Date
 7/25/2022

Reporting period 06/01/2022-06/30/2022

Run Date: 07/11/2022 - 11:21

Portfolio SCVW
AC
PM (PRF_PM1) 7.3.0
Report Ver. 7.3.6.1

**Santa Clara Valley Water Dist.
Portfolio Management
Activity Summary
June 2021 through June 2022**

Page 1

Month End	Year	Number of Securities	Total Invested	Yield to Maturity		Managed Pool Rate	Number of Investments Purchased	Number of Investments Redeemed	Average Term	Average Days to Maturity
				360 Equivalent	365 Equivalent					
June	2021	176	766,363,499.85	0.928	0.941	0.440	0	7	908	587
July	2021	170	658,221,931.84	1.053	1.068	0.330	1	2	1,050	660
August	2021	169	655,879,921.26	1.052	1.066	0.330	1	2	1,055	647
September	2021	170	665,132,640.69	1.045	1.059	0.330	3	2	1,068	648
October	2021	169	651,695,382.29	1.059	1.074	0.240	1	0	1,095	645
November	2021	169	636,793,243.98	1.058	1.072	0.240	0	2	1,103	638
December	2021	167	630,102,645.16	1.059	1.074	0.240	0	1	1,114	622
January	2022	170	694,288,528.85	1.002	1.016	0.230	4	1	1,041	582
February	2022	174	685,394,725.06	1.062	1.077	0.230	5	1	1,092	612
March	2022	177	691,619,672.66	1.017	1.031	0.230	4	6	1,067	612
April	2022	174	696,268,659.28	1.031	1.045	0.320	3	4	1,057	608
May	2022	176	660,399,265.16	1.059	1.074	0.320	6	8	1,100	624
June	2022	177	846,631,603.68	1.008	1.022	0.320	8	1	887	499
Average		172	687,599,363.06	1.033%	1.048%	0.292	3	3	1,049	614

Portfolio SCVW
AC
PM (PRF_PM4) 7.3.0
Report Ver. 7.3.6.1

Santa Clara Valley Water Dist.
Portfolio Management
Activity By Type
June 1, 2022 through June 30, 2022

Page 1

CUSIP	Investment #	Issuer	Stated Rate	Transaction Date	Purchases or Deposits	Redemptions or Withdrawals	Balance
Treasury Securities - Coupon							
91282CEH0	5547	Republic Industries Funding	2.625	06/22/2022	4,904,687.50	0.00	
91282CEH0	5549	Republic Industries Funding	2.625	06/22/2022	4,901,953.10	0.00	
91282CBD2	5551	Republic Industries Funding	0.125	06/24/2022	7,907,500.00	0.00	
91282CBD2	5552	Republic Industries Funding	0.125	06/24/2022	19,767,187.60	0.00	
912828ZT0	5550	US Treasury Bill	0.250	06/22/2022	4,567,968.75	0.00	
9128284D9	5554	US Treasury Bill	2.500	06/30/2022	4,992,234.00	0.00	
912828Q29	5555	US Treasury Bill	1.500	06/30/2022	4,955,859.40	0.00	
Subtotal					51,987,390.35	0.00	135,279,193.38
Federal Agency Issues - Coupon							
3135G03U5	5548	Fed Natl Mortgage Assoc	0.625	06/22/2022	1,853,100.00	0.00	
Subtotal					1,853,100.00	0.00	308,881,479.99
Negotiable CD's - Interest Bearing							
Subtotal							480,000.00
LAIF (Monthly Summary)							
SYS88-0237LAIF	88-0237LAIF	Local Agency Investment Fund	0.320		20,000,000.00	0.00	
Subtotal					20,000,000.00	0.00	74,056,327.44
Medium Term Notes							
Subtotal							11,969,846.81
Money Market Account (Monthly Summary)							
23380W523	4102	Daily Income US Gov MMF	0.020		66,838,466.91	53,969,676.21	
Subtotal					66,838,466.91	53,969,676.21	49,118,248.11
TimeCD_Deposit Account (Monthly Summary)							
SYS5317	5317	Excite CU FKA Alliance CU	2.470		488.74	0.00	
SYS5481	5481	Bank of San Francisco	0.449		5,204.95	0.00	
SYS5540	5540	Bank of San Francisco	1.242		8,722.32	0.00	
SYS5309	5309	Community Bank of the Bay	1.050		169.92	169.92	
SYS5371	5371	Community Bank of the Bay	0.500		1,878.31	0.00	
SYS4912	4912	Deposit Account	0.050		74,581,991.09	72,020,037.22	
SYS5398	5398	Meriwet Credit Union	2.500		10,249.15	0.00	
SYS5397	5397	Provident Credit Union	2.579		527.60	0.00	
SYS5310	5310	Technology Credit Union	1.000		586.16	0.00	
SYS5369	5369	Technology Credit Union	0.730		9,258.61	0.00	

Portfolio SCVW
AC
PM (PRF_PM3) 7.3.0
Report Ver. 7.3.6.1

Run Date: 07/11/2022 - 11:21

**Santa Clara Valley Water Dist.
Portfolio Management
Activity By Type
June 1, 2022 through June 30, 2022**

Page 2

CUSIP	Investment #	Issuer	Stated Rate	Transaction Date	Purchases or Deposits	Redemptions or Withdrawals	Balance
TimeCD_Deposit Account (Monthly Summary)							
SYS5553	5553	Union Bank (NIB)			97,290,000.00	0.00	
		Subtotal			171,909,078.85	72,020,207.14	188,888,024.51
Supranational							
		Subtotal					15,108,731.58
Municipal Bonds							
7976465A0	5343	San Francisco City & County CA	2.623	06/15/2022	0.00	455,000.00	
		Subtotal			0.00	455,000.00	62,849,751.86
		Total			312,598,034.11	126,444,883.35	846,631,603.68

Portfolio SCVW
AC
PM (PRF_PM3) 7.3.0

Run Date: 07/11/2022 - 11:21

Santa Clara Valley Water Dist.
Portfolio Management
Portfolio Details - Investments
June 30, 2022

Page 1

CUSIP	Investment #	Issuer	Average Balance	Purchase Date	Par Value	Market Value	Book Value	Stated Rate	YTM 365	Days to Term Maturity	Maturity Date
Treasury Securities - Coupon											
91282CBV2	5532	Republic Industries Funding		02/11/2022	5,000,000.00	4,776,955.00	4,893,340.18	0.375	1.592	794	04/15/2024
91282CCC3	5534	Republic Industries Funding		03/08/2022	5,000,000.00	4,756,055.00	4,878,010.01	0.250	1.580	799	05/15/2024
91282CEH0	5547	Republic Industries Funding		06/22/2022	5,000,000.00	4,950,780.00	4,929,907.20	2.625	3.339	1,028	04/15/2025
91282CEH0	5549	Republic Industries Funding		06/22/2022	5,000,000.00	4,950,780.00	4,927,196.74	2.625	3.360	1,028	04/15/2025
91282CBD2	5551	Republic Industries Funding		06/24/2022	8,000,000.00	7,905,624.00	7,910,907.89	0.125	2.390	190	12/31/2022
91282CBD2	5552	Republic Industries Funding		06/24/2022	20,000,000.00	19,764,060.00	19,775,764.90	0.125	2.406	190	12/31/2022
912828VB3	5384	US Treasury Bill		06/18/2019	3,000,000.00	2,970,702.00	2,998,215.01	1.750	1.821	1,427	05/15/2023
912828ZT0	5496	US Treasury Bill		01/12/2021	5,000,000.00	4,618,945.00	4,976,599.12	0.250	0.412	1,600	05/31/2025
912828ZT0	5499	US Treasury Bill		01/27/2021	5,000,000.00	4,618,945.00	4,989,182.02	0.250	0.325	1,585	05/31/2025
912828ZT0	5500	US Treasury Bill		01/27/2021	5,000,000.00	4,618,945.00	4,990,026.12	0.250	0.319	1,585	05/31/2025
91282CCF6	5521	US Treasury Bill		09/28/2021	5,000,000.00	4,580,665.00	4,965,619.98	0.750	0.930	1,706	05/31/2026
912828ZT0	5522	US Treasury Bill		10/28/2021	3,000,000.00	2,771,367.00	2,943,481.89	0.250	0.908	1,311	05/31/2025
912828ZL7	5523	US Treasury Bill		01/18/2022	5,000,000.00	4,645,310.00	4,876,097.20	0.375	1.271	1,198	04/30/2025
9128284R8	5525	US Treasury Bill		09/28/2021	5,000,000.00	4,983,595.00	5,312,399.48	2.875	0.701	1,341	05/31/2025
91282CCF6	5526	US Treasury Bill		09/29/2021	3,000,000.00	2,748,399.00	2,976,214.73	0.750	0.957	1,705	05/31/2026
912828ZT0	5527	US Treasury Bill		01/25/2022	5,000,000.00	4,618,945.00	4,848,164.51	0.250	1.318	1,222	05/31/2025
912828ZT0	5528	US Treasury Bill		01/25/2022	5,000,000.00	4,618,945.00	4,848,164.51	0.250	1.318	1,222	05/31/2025
91282CBW0	5529	US Treasury Bill		02/02/2022	5,000,000.00	4,589,455.00	4,849,610.89	0.750	1.564	1,548	04/30/2026
912828XT2	5531	US Treasury Bill		02/11/2022	5,000,000.00	4,913,670.00	5,036,653.63	2.000	1.608	840	05/31/2024
912828WJ5	5535	US Treasury Bill		03/08/2022	5,000,000.00	4,959,180.00	5,084,938.20	2.500	1.573	799	05/15/2024
912828XT2	5536	US Treasury Bill		03/08/2022	5,000,000.00	4,913,670.00	5,039,589.72	2.000	1.577	815	05/31/2024
91282CCF6	5538	US Treasury Bill		03/29/2022	5,000,000.00	4,580,665.00	4,658,759.35	0.750	2.600	1,524	05/31/2026
912828ZT0	5550	US Treasury Bill		06/22/2022	5,000,000.00	4,618,945.00	4,572,340.49	0.250	3.361	1,074	05/31/2025
9128284D9	5554	US Treasury Bill		06/30/2022	5,000,000.00	4,988,865.00	5,023,341.57	2.500	2.707	274	03/31/2023
912828Q29	5555	US Treasury Bill		06/30/2022	5,000,000.00	4,951,560.00	4,974,668.04	1.500	2.693	274	03/31/2023
Subtotal and Average			94,278,616.77		137,000,000.00	131,415,027.00	135,279,193.38		1.809	947	781
Federal Agency Issues - Coupon											
3133EJP60	5318	Federal Farm Credit Bank		01/23/2019	3,000,000.00	3,007,728.00	3,007,715.69	3.000	2.672	1,560	05/02/2023
3133ED2B7	5333	Federal Farm Credit Bank		02/01/2019	1,000,000.00	1,008,569.66	1,011,941.61	3.610	2.560	1,690	09/18/2023
3133EKLA2	5372	Federal Farm Credit Bank		05/15/2019	3,000,000.00	2,987,502.93	3,002,416.82	2.300	2.203	1,461	05/15/2023
3133EKLA2	5375	Federal Farm Credit Bank		05/24/2019	1,805,000.00	1,797,480.93	1,807,401.35	2.300	2.140	1,452	05/15/2023
3133EKQP4	5377	Federal Farm Credit Bank		06/12/2019	5,000,000.00	4,990,812.75	4,999,331.08	1.875	1.906	1,279	12/12/2022
3133EKP65	5380	Federal Farm Credit Bank		06/10/2019	3,000,000.00	2,968,931.49	3,007,506.89	2.125	1.903	1,548	09/05/2023
3133EDBU5	5381	Federal Farm Credit Bank		06/10/2019	3,000,000.00	3,023,457.51	3,067,843.16	3.500	1.887	1,654	12/20/2023
3133EHN25	5382	Federal Farm Credit Bank		06/18/2019	3,000,000.00	2,974,080.57	3,011,076.92	2.200	1.910	1,597	11/01/2023
3133EKKU9	5383	Federal Farm Credit Bank		06/18/2019	3,000,000.00	2,977,788.45	3,015,534.68	2.300	1.899	1,604	11/08/2023
3133ECPM0	5385	Federal Farm Credit Bank		06/20/2019	4,596,000.00	4,565,925.61	4,607,976.55	2.125	1.814	1,425	05/15/2023

Portfolio SCVW

AC

Run Date: 07/11/2022 - 11:21

PM (PRF_PM2) 7.3.0

Report Ver. 7.3.6.1

Santa Clara Valley Water Dist.
Portfolio Management
Portfolio Details - Investments
June 30, 2022

Page 2

CUSIP	Investment #	Issuer	Average Balance	Purchase Date	Par Value	Market Value	Book Value	Stated Rate	YTM 365	Days to Term Maturity	Maturity Date
Federal Agency Issues - Coupon											
3133ECGU2	5386	Federal Farm Credit Bank		06/20/2019	5,000,000.00	4,986,504.25	5,010,568.29	2.120	1.791	1,350	243 03/01/2023
3133EKS7	5387	Federal Farm Credit Bank		06/26/2019	3,000,000.00	2,964,390.84	2,998,750.10	1.770	1.814	1,461	360 06/26/2023
3133EKTG1	5392	Federal Farm Credit Bank		07/01/2019	3,000,000.00	3,000,000.00	3,000,000.00	1.750	1.780	1,096	0 07/01/2022
3133EJWA3	5403	Federal Farm Credit Bank		09/27/2019	1,000,000.00	1,001,408.67	1,007,311.01	2.900	1.616	1,225	217 02/03/2023
3133EKPT7	5425	Federal Farm Credit Bank		11/22/2019	2,175,000.00	2,162,658.14	2,185,061.04	2.125	1.610	1,291	339 06/05/2023
3133ELEL4	5432	Federal Farm Credit Bank		12/19/2019	5,000,000.00	4,956,037.70	5,000,000.00	1.690	1.690	1,245	320 05/17/2023
3133ELNE0	5440	Federal Farm Credit Bank		02/27/2020	5,000,000.00	4,891,060.20	5,017,016.08	1.430	1.214	1,448	593 02/14/2024
3133ELQD9	5442	Federal Farm Credit Bank		03/04/2020	5,000,000.00	4,872,112.70	5,001,549.37	1.230	1.211	1,461	612 03/04/2024
3133ELQD9	5443	Federal Farm Credit Bank		03/04/2020	3,000,000.00	2,923,267.62	3,002,937.15	1.230	1.170	1,461	612 03/04/2024
3133ELQD9	5459	Federal Farm Credit Bank		08/06/2020	5,000,000.00	4,872,112.70	5,080,368.01	1.230	0.265	1,306	612 03/04/2024
3133EL3P7	5460	Federal Farm Credit Bank		08/12/2020	5,000,000.00	4,628,392.25	5,000,000.00	0.530	0.530	1,826	1,138 08/12/2025
3133ELQD9	5462	Federal Farm Credit Bank		08/07/2020	5,000,000.00	4,872,112.70	5,080,634.27	1.230	0.262	1,305	612 03/04/2024
3133EMJS2	5489	Federal Farm Credit Bank		12/09/2020	5,000,000.00	4,704,579.70	5,000,000.00	0.440	0.440	1,461	892 12/09/2024
3133EMSU7	5510	Federal Farm Credit Bank		03/09/2021	5,000,000.00	4,635,109.10	5,000,000.00	0.800	0.800	1,826	1,347 03/09/2026
3133EMYV8	5514	Federal Farm Credit Bank		05/11/2021	5,000,000.00	4,596,341.20	5,002,278.06	0.820	0.808	1,826	1,410 05/11/2026
3133ENPB0	5533	Federal Farm Credit Bank		02/16/2022	5,000,000.00	4,780,057.90	5,000,000.00	2.180	2.180	1,826	1,691 02/16/2027
3133XPKG8	5244	Federal Home Loan Bank		06/21/2018	5,000,000.00	5,069,831.85	5,061,114.18	4.750	2.848	1,723	252 03/10/2023
3130AFE78	5319	Federal Home Loan Bank		01/23/2019	3,000,000.00	3,008,984.37	3,003,724.77	3.000	2.699	1,416	161 12/09/2022
3130AFE78	5332	Federal Home Loan Bank		01/28/2019	3,000,000.00	3,008,984.37	3,003,908.54	3.000	2.684	1,411	161 12/09/2022
313383YJ4	5334	Federal Home Loan Bank		02/01/2019	2,000,000.00	2,010,234.28	2,018,119.54	3.375	2.560	1,680	434 09/08/2023
3130AFE78	5336	Federal Home Loan Bank		02/04/2019	3,000,000.00	3,008,984.37	3,005,154.11	3.000	2.585	1,404	161 12/09/2022
3130A3VC5	5374	Federal Home Loan Bank		05/24/2019	3,000,000.00	2,966,114.88	3,004,488.79	2.250	2.140	1,659	525 12/08/2023
3133834G3	5378	Federal Home Loan Bank		06/06/2019	3,000,000.00	2,975,544.48	3,004,925.95	2.125	1.942	1,464	343 06/09/2023
3130AAHE1	5390	Federal Home Loan Bank		06/24/2019	5,000,000.00	4,963,637.90	5,042,852.34	2.500	1.875	1,628	525 12/08/2023
3133834G3	5423	Federal Home Loan Bank		11/22/2019	3,000,000.00	2,975,544.48	3,014,134.06	2.125	1.607	1,295	343 06/09/2023
3133834G3	5424	Federal Home Loan Bank		11/22/2019	3,240,000.00	3,213,588.04	3,255,134.44	2.125	1.611	1,295	343 06/09/2023
3133834G3	5427	Federal Home Loan Bank		12/11/2019	1,000,000.00	991,848.16	1,004,067.82	2.125	1.677	1,276	343 06/09/2023
3130A3GE8	5466	Federal Home Loan Bank		08/26/2020	5,000,000.00	4,969,162.95	5,286,379.19	2.750	0.390	1,570	896 12/13/2024
3130AL2G8	5504	Federal Home Loan Bank		02/18/2021	10,000,000.00	9,193,338.30	10,000,000.00	0.600	0.600	1,826	1,328 02/18/2026
3130ALKL7	5507	Federal Home Loan Bank		03/25/2021	5,000,000.00	4,632,212.80	5,000,000.00	0.850	0.850	1,826	1,363 03/25/2026
3130ALKL7	5508	Federal Home Loan Bank		03/25/2021	5,000,000.00	4,632,212.80	5,000,000.00	0.850	0.850	1,826	1,363 03/25/2026
3130AM2K7	5513	Federal Home Loan Bank		04/28/2021	10,000,000.00	9,413,556.60	10,000,000.00	1.250	1.097	1,826	1,397 04/28/2026
3130AQMX8	5524	Federal Home Loan Bank		01/26/2022	5,000,000.00	4,707,895.90	5,000,000.00	1.125	1.788	1,826	1,670 01/26/2027
3130AQTK9	5530	Federal Home Loan Bank		02/28/2022	5,000,000.00	4,850,371.50	5,000,000.00	1.300	1.300	820	697 05/28/2024
3130ARKL4	5537	Federal Home Loan Bank		04/21/2022	5,000,000.00	4,950,540.80	5,000,000.00	2.250	3.614	1,826	1,755 04/21/2027
3130ARQB0	5539	Federal Home Loan Bank		04/28/2022	5,000,000.00	4,979,443.20	5,000,000.00	2.375	3.353	1,096	1,032 04/28/2025
3130A7PH2	5444	Federal Home Loan Bank-CN		02/28/2020	3,000,000.00	2,946,454.32	3,034,222.24	1.875	1.180	1,470	616 03/08/2024
3134GWND4	5461	Federal Home Loan Mortgage Cor		08/12/2020	5,000,000.00	4,644,680.20	5,000,000.00	0.600	0.600	1,826	1,138 08/12/2025

Portfolio SCVW

AC

PM (PRF_PM2) 7.3.0

Santa Clara Valley Water Dist.
Portfolio Management
Portfolio Details - Investments
June 30, 2022

Page 3

CUSIP	Investment #	Issuer	Average Balance	Purchase Date	Par Value	Market Value	Book Value	Stated Rate	YTM 365	Days to Term Maturity	Maturity Date
Federal Agency Issues - Coupon											
3134GWUY0	5476	Federal Home Loan Mortgage Cor		10/19/2020	6,698,000.00	6,283,683.02	6,698,000.00	0.400	0.400	1,533	12/30/2024
3134GW3W4	5477	Federal Home Loan Mortgage Cor		10/28/2020	5,000,000.00	4,713,208.35	5,000,000.00	0.410	0.410	1,461	10/28/2024
3134GW5Q5	5478	Federal Home Loan Mortgage Cor		10/29/2020	5,000,000.00	4,686,544.90	5,000,000.00	0.450	0.450	1,553	01/29/2025
3134GXBW5	5485	Federal Home Loan Mortgage Cor		12/01/2020	5,000,000.00	4,588,562.70	5,000,000.00	0.600	0.600	1,807	11/12/2025
3134GXFX7	5486	Federal Home Loan Mortgage Cor		12/16/2020	5,000,000.00	4,723,862.65	5,000,000.00	0.375	0.375	1,370	09/16/2024
3134GXHK3	5490	Federal Home Loan Mortgage Cor		12/24/2020	5,000,000.00	4,657,321.90	5,000,000.00	0.410	0.410	1,551	03/24/2025
3134GXJB1	5492	Federal Home Loan Mortgage Cor		12/28/2020	5,000,000.00	4,656,600.85	5,000,000.00	0.420	0.447	1,551	03/28/2025
3137EAEX3	5479	Fed Home Loan Mort Corp-CN		10/21/2020	5,000,000.00	4,589,725.95	4,986,448.80	0.375	0.460	1,798	09/23/2025
3137EAEU9	5498	Fed Home Loan Mort Corp-CN		01/27/2021	6,900,000.00	6,371,290.95	6,898,589.22	0.375	0.382	1,636	07/21/2025
3137EAEX3	5501	Fed Home Loan Mort Corp-CN		01/28/2021	1,000,000.00	917,945.19	999,195.27	0.375	0.400	1,699	09/23/2025
3135G0V34	5429	Fed Natl Mortgage Assoc		12/11/2019	5,000,000.00	4,967,806.90	5,061,299.67	2.500	1.700	1,517	02/05/2024
3136G4T52	5465	Fed Natl Mortgage Assoc		08/26/2020	4,050,000.00	3,789,781.63	4,050,000.00	0.520	0.520	1,644	02/25/2025
3135G04Z3	5488	Fed Natl Mortgage Assoc		12/09/2020	5,000,000.00	4,642,548.55	5,013,187.49	0.500	0.410	1,651	06/17/2025
3135GA2Z3	5491	Fed Natl Mortgage Assoc		12/10/2020	5,000,000.00	4,603,543.75	5,000,000.00	0.560	0.560	1,803	11/17/2025
3135G04Z3	5494	Fed Natl Mortgage Assoc		01/13/2021	5,000,000.00	4,642,548.55	5,002,922.47	0.500	0.480	1,616	06/17/2025
3135G05X7	5495	Fed Natl Mortgage Assoc		01/12/2021	5,000,000.00	4,596,861.20	4,984,418.58	0.375	0.475	1,686	08/25/2025
3135G06G3	5497	Fed Natl Mortgage Assoc		01/20/2021	4,900,000.00	4,503,606.07	4,906,398.71	0.500	0.461	1,752	11/07/2025
3135G04Z3	5502	Fed Natl Mortgage Assoc		02/04/2021	5,000,000.00	4,642,548.55	5,015,397.02	0.500	0.395	1,594	06/17/2025
3135G03U5	5506	Fed Natl Mortgage Assoc		02/26/2021	5,000,000.00	4,679,813.55	5,002,057.82	0.625	0.610	1,516	04/22/2025
3135G03U5	5511	Fed Natl Mortgage Assoc		03/05/2021	5,000,000.00	4,679,813.55	5,011,762.14	0.625	0.540	1,509	04/22/2025
3135G0K36	5520	Fed Natl Mortgage Assoc		08/27/2021	5,000,000.00	4,834,412.10	5,251,376.90	2.125	0.780	1,701	04/24/2026
3135G03U5	5548	Fed Natl Mortgage Assoc		06/22/2022	2,000,000.00	1,871,925.42	1,856,479.51	0.625	3.364	1,035	04/22/2025
3135G0U43	5341	FNMA Discount Notes		02/12/2019	3,000,000.00	3,001,221.33	3,011,064.95	2.875	2.546	1,673	09/12/2023
880591EN8	5344	Tennessee Valley Authority		02/28/2019	4,473,000.00	4,472,136.58	4,469,437.34	1.875	2.560	1,264	08/15/2022
Subtotal and Average			307,609,634.04		307,837,000.00	295,378,904.31	308,881,479.99		1.231	1,563	857
Negotiable CD's - Interest Bearing											
33715LBT6	5260	First Tech Fed Credit Union		07/16/2018	240,000.00	240,185.76	240,000.00	3.250	3.253	1,463	07/18/2022
79772FAF3	5445	San Francisco FCU		03/27/2020	240,000.00	225,727.68	240,000.00	1.100	1.094	1,826	03/27/2025
Subtotal and Average			480,000.00		480,000.00	465,913.44	480,000.00		2.173	1,645	509
LAIF											
SYS88-0237LAIF	88-0237LAIF	Local Agency Investment Fund			74,056,327.44	74,056,327.44	74,056,327.44	0.320	0.320	1	1
Subtotal and Average			58,722,994.11		74,056,327.44	74,056,327.44	74,056,327.44		0.320	1	1
Medium Term Notes											
037833DE7	5202	Apple Inc		05/03/2018	3,000,000.00	2,999,300.73	2,988,330.04	2.400	2.819	1,716	01/13/2023
037833DX5	5505	Apple Inc		02/23/2021	2,000,000.00	1,832,642.72	1,992,962.08	0.550	0.664	1,639	08/20/2025

Portfolio SCVW

AC

Run Date: 07/11/2022 - 11:21

PM (PRF_PM2) 7.3.0

Santa Clara Valley Water Dist.
Portfolio Management
Portfolio Details - Investments
June 30, 2022

Page 4

CUSIP	Investment #	Issuer	Average Balance	Purchase Date	Par Value	Market Value	Book Value	Stated Rate	YTM 365	Days to Term Maturity	Maturity Date
Medium Term Notes											
478160BT0	5350	Johnson & Johnson		03/05/2019	2,000,000.00	1,989,713.38	1,991,870.75	2.050	2.697	1,457	243 03/01/2023
594918BH6	5203	Microsoft Corp		05/03/2018	2,000,000.00	2,001,674.76	1,997,540.42	2.650	3.041	1,645	125 11/03/2022
742651DR0	5367	Private Export Funding Corp		04/08/2019	3,003,000.00	2,996,937.39	2,999,143.52	2.050	2.412	1,317	137 11/15/2022
Subtotal and Average			11,967,674.31		12,003,000.00	11,820,268.98	11,969,846.81		2.375	1,548	335
Money Market Account											
23380W523	4102	Daily Income US Gov MMF			49,118,248.11	49,118,248.11	49,118,248.11	0.020	0.020	1	1
Subtotal and Average			34,708,593.78		49,118,248.11	49,118,248.11	49,118,248.11		0.020	1	1
TimeCD_Deposit Account											
SYS5317	5317	Excite CU FKA Alliance CU			240,993.37	240,993.37	240,993.37	2.470	2.470	1	1
SYS5311	5311	Bank of San Francisco			236,044.67	236,044.67	236,044.67	0.880	0.880	1	1
SYS5481	5481	Bank of San Francisco			14,105,452.64	14,105,452.64	14,105,452.64	0.449	0.449	1	1
SYS5540	5540	Bank of San Francisco		04/28/2022	4,008,722.32	4,008,722.32	4,008,722.32	1.242	1.242	1	1
SYS5309	5309	Community Bank of the Bay			250,000.00	250,000.00	250,000.00	1.050	1.050	1	1
SYS5371	5371	Community Bank of the Bay			5,154,376.91	5,154,376.91	5,154,376.91	0.500	0.500	1	1
SYS4912	4912	Deposit Account			46,577,856.94	46,577,856.94	46,577,856.94	0.050	0.050	1	1
SYS5395	5395	Meriwest Credit Union			0.00	0.00	0.00	0.500	0.500	1	1
SYS5398	5398	Meriwest Credit Union			5,055,839.60	5,055,839.60	5,055,839.60	2.500	2.500	1	1
SYS5397	5397	Provident Credit Union			249,429.57	249,429.57	249,429.57	2.579	2.579	1	1
SYS5310	5310	Technology Credit Union			236,638.99	236,638.99	236,638.99	1.000	1.000	1	1
SYS5369	5369	Technology Credit Union			15,482,669.50	15,482,669.50	15,482,669.50	0.730	0.730	1	1
SYS5553	5553	Union Bank (NIB)		07/01/2021	97,290,000.00	97,290,000.00	97,290,000.00	0.000	0.000	1	1
Subtotal and Average			104,840,672.70		188,888,024.51	188,888,024.51	188,888,024.51		0.223	1	1
Supranational											
4581X0DL9	5517	Inter-American Dev't Bank		05/20/2021	2,000,000.00	1,882,285.78	2,014,712.65	0.875	0.604	1,414	1,007 04/03/2025
4581X0DK1	5503	INTERAMERI DEV		02/05/2021	3,000,000.00	2,897,610.00	3,108,786.53	1.750	0.396	1,498	987 03/14/2025
459058GL1	5290	INTL BK RECON & DEVELOP		12/03/2018	3,000,000.00	3,000,810.00	3,001,527.82	3.000	2.955	1,759	453 09/27/2023
459058JL8	5518	INTL BK RECON & DEVELOP		05/24/2021	2,000,000.00	1,835,923.30	1,983,704.58	0.500	0.750	1,618	1,215 10/28/2025
45950VPT7	5509	INTL FINANCE CORP		03/15/2021	5,000,000.00	4,623,062.60	5,000,000.00	0.500	0.500	1,826	1,353 03/15/2026
Subtotal and Average			15,110,420.09		15,000,000.00	14,239,691.68	15,108,731.58		1.013	1,663	1,035
Municipal Bonds											
54438CYK2	5484	Los Angeles Community College		11/10/2020	1,000,000.00	921,910.00	1,000,000.00	0.773	0.773	1,725	1,127 08/01/2025
010878AN6	5198	County of Alameda		03/29/2018	2,305,000.00	2,308,757.15	2,307,099.29	4.000	2.832	1,586	31 08/01/2022
010878AS5	5541	County of Alameda		05/26/2022	500,000.00	516,170.00	525,425.63	4.000	3.000	1,528	1,492 08/01/2026
127109QA7	5402	Cabrillo Comnt		10/08/2019	1,230,000.00	1,194,305.40	1,230,000.00	2.034	2.034	1,759	762 08/01/2024

Portfolio SCVW

AC

PM (PRF_PM2) 7.3.0

Run Date: 07/11/2022 - 11:21

Santa Clara Valley Water Dist.
Portfolio Management
Portfolio Details - Investments
June 30, 2022

Page 5

CUSIP	Investment #	Issuer	Average Balance	Purchase Date	Par Value	Market Value	Book Value	Stated Rate	YTM 365	Days to Term Maturity	Maturity Date
Municipal Bonds											
13067WSW3	5542	CA Department Water Resources		05/26/2022	440,000.00	396,237.60	398,850.60	1.051	3.350	1,650	12/01/2026
13067WRC8	5545	CA Department Water Resources		05/27/2022	500,000.00	457,925.00	464,413.69	0.790	3.000	1,284	12/01/2025
13034AL65	5487	CA Infrastructure & Econ Dev		12/17/2020	1,250,000.00	1,148,662.50	1,250,000.00	0.765	0.765	1,749	10/01/2025
544351MN6	5246	City of Los Angeles CA		07/12/2018	2,500,000.00	2,504,050.00	2,500,000.00	2.900	2.899	1,512	09/01/2022
544351MN6	5247	City of Los Angeles CA		07/12/2018	2,500,000.00	2,504,050.00	2,500,000.00	2.900	2.899	1,512	09/01/2022
702274CN9	5285	City of Pasadena		12/06/2018	1,055,000.00	1,058,745.25	1,055,000.00	3.338	3.338	1,456	12/01/2022
357172B79	5515	Fremont Unified High Sch Dstt		05/26/2021	100,000.00	92,565.00	100,000.00	0.845	0.845	1,528	08/01/2025
357172B61	5516	Fremont Unified High Sch Dstt		05/26/2021	750,000.00	707,805.00	750,000.00	0.553	0.553	1,163	08/01/2024
368079HS1	5363	Gavilan Joint Community CLG-A1		04/18/2019	500,000.00	500,200.00	500,000.00	2.520	2.519	1,201	08/01/2022
368079HT9	5364	Gavilan Joint Community CLG-A1		04/18/2019	400,000.00	398,092.00	400,000.00	2.620	2.619	1,566	08/01/2023
368079KB4	5471	Gavilan Joint Community CLG-A1		10/15/2020	750,000.00	729,975.00	750,000.00	0.524	0.524	1,020	08/01/2023
368079KC2	5472	Gavilan Joint Community CLG-A1		10/15/2020	600,000.00	569,034.00	600,000.00	0.739	0.739	1,386	08/01/2024
376087FY3	5414	Gilroy USD		10/31/2019	600,000.00	591,198.00	600,000.00	1.793	1.793	1,370	08/01/2023
376087FZ0	5415	Gilroy USD		10/31/2019	550,000.00	531,954.50	550,000.00	1.833	1.833	1,736	08/01/2024
54465AGP1	5368	LA County Redev Agency		04/22/2019	1,750,000.00	1,719,445.00	1,740,757.46	2.000	2.480	1,593	09/01/2023
544290JB6	5407	Los Altos School District		10/17/2019	1,750,000.00	1,750,140.00	1,750,000.00	1.896	1.896	1,019	08/01/2022
530319SK9	5468	Liberty Union HSD		10/07/2020	800,000.00	756,104.00	800,000.00	0.650	0.643	1,394	08/01/2024
530319SL7	5469	Liberty Union HSD		10/07/2020	825,000.00	761,153.25	825,000.00	0.760	0.760	1,759	08/01/2025
542411NJ8	5413	Long Beach Community College		10/23/2019	2,500,000.00	2,406,825.00	2,500,000.00	1.803	1.803	1,744	08/01/2024
56781RJG3	5329	Marin CCD GO-B1		02/07/2019	600,000.00	599,052.00	600,000.00	2.895	2.895	1,636	08/01/2023
56781RJF5	5330	Marin CCD GO-B1		02/07/2019	500,000.00	500,325.00	500,000.00	2.813	2.813	1,271	08/01/2022
56781RGP6	5349	Marin CCD GO-B1		03/04/2019	2,080,000.00	2,080,977.60	2,079,943.04	2.566	2.600	1,246	08/01/2022
677765GV5	5401	Ohlone Community College		09/26/2019	2,000,000.00	1,935,580.00	2,000,000.00	1.814	1.814	1,771	08/01/2024
677765GW3	5480	Ohlone Community College		10/22/2020	2,865,000.00	2,736,762.60	2,975,556.00	1.975	0.700	1,744	08/01/2025
799306QJ7	5417	San Rafael CA Elem Sch Dist		11/13/2019	1,000,000.00	986,840.00	1,000,000.00	1.865	1.865	1,357	08/01/2023
796815ZG6	5393	San Bernardino County		07/02/2019	5,000,000.00	5,000,600.00	5,000,000.00	2.050	2.050	1,187	10/01/2022
801546QV7	5519	Cnty Santa Clara		07/28/2021	1,770,000.00	1,706,563.20	1,831,568.77	2.000	0.850	1,465	1,127 08/01/2025
79773KDC5	5512	SF City and County GO Bonds		03/30/2021	830,000.00	763,973.50	830,000.00	0.728	0.728	1,538	1,080 06/15/2025
79765R3U1	5164	San Fran CY&Cnty CA PUC WTR		12/28/2017	1,000,000.00	1,000,910.00	1,000,000.00	2.619	2.619	1,769	123 11/01/2022
79765R3U1	5331	San Fran CY&Cnty CA PUC WTR		01/29/2019	875,000.00	875,796.25	874,262.20	2.619	2.887	1,372	123 11/01/2022
798170AE6	5189	San Jose Redevelopment Ag		02/26/2018	3,000,000.00	3,001,020.00	2,999,532.23	2.630	2.830	1,617	31 08/01/2022
798170AE6	5190	San Jose Redevelopment Ag		02/28/2018	2,000,000.00	2,000,680.00	1,999,765.73	2.630	2.780	1,615	31 08/01/2022
798189PE0	5221	San Jose Evergreen		06/05/2018	130,000.00	130,616.20	130,357.54	5.000	3.223	1,549	62 09/01/2022
798186N81	5493	San Jose Unified Sch District		01/20/2021	1,000,000.00	920,930.00	1,000,000.00	0.558	0.558	1,654	1,127 08/01/2025
798186N81	5546	San Jose Unified Sch District		05/31/2022	405,000.00	372,976.65	375,960.75	0.558	3.080	1,158	1,127 08/01/2025
802498UG8	5411	Santa Monica-Malibu USD		11/06/2019	650,000.00	640,165.50	650,000.00	1.669	1.669	1,364	396 08/01/2023
802498UH6	5412	Santa Monica-Malibu USD		11/06/2019	500,000.00	483,435.00	500,000.00	1.719	1.719	1,730	762 08/01/2024
835569GR9	5416	Sonoma County CA Jnr Clg Dist		11/12/2019	1,000,000.00	975,030.00	1,000,000.00	2.061	2.061	1,724	762 08/01/2024

Portfolio SCVW

AC

PM (PRF_PM2) 7.3.0

**Santa Clara Valley Water Dist.
Portfolio Management
Portfolio Details - Investments
June 30, 2022**

Page 6

CUSIP	Investment #	Issuer	Average Balance	Purchase Date	Par Value	Market Value	Book Value	Stated Rate	YTM 365	Days to Term Maturity	Maturity Date
Municipal Bonds											
799408Z85	5475	SAN RAMON VALLEY UNIFIED		10/20/2020	1,700,000.00	1,567,502.00	1,700,000.00	0.740	0.740	1,746	1,127 08/01/2025
799408Z93	5543	SAN RAMON VALLEY UNIFIED		05/26/2022	390,000.00	353,277.60	356,433.07	1.034	3.400	1,528	1,492 08/01/2026
91412HEX7	5353	University of California		03/19/2019	600,000.00	597,744.00	600,000.00	2.657	2.657	1,518	318 05/15/2023
91412GQF5	5365	University of California		05/15/2019	500,000.00	495,630.00	502,662.30	2.900	2.595	1,827	684 05/15/2024
91412GQE8	5370	University of California		05/01/2019	1,565,000.00	1,560,336.30	1,568,092.44	2.750	2.510	1,475	318 05/15/2023
923040GU7	5409	Ventura Cnty Comm College Dist		10/31/2019	1,000,000.00	973,360.00	1,000,000.00	1.800	1.800	1,736	762 08/01/2024
923040GT0	5410	Ventura Cnty Comm College Dist		10/31/2019	1,250,000.00	1,235,000.00	1,250,000.00	1.750	1.750	1,370	396 08/01/2023
923078CS6	5447	Ventura Cnty CA Public Fin		06/11/2020	500,000.00	497,635.00	500,000.00	0.848	0.848	873	123 11/01/2022
923078CV9	5544	Ventura Cnty CA Public Fin		05/26/2022	990,000.00	925,026.30	931,182.50	1.323	3.250	1,255	1,219 11/01/2025
93974D5Q7	5279	Washington State GO Bond		10/01/2018	2,000,000.00	1,998,620.00	1,997,888.62	3.030	3.136	1,765	396 08/01/2023
Subtotal and Average			63,062,719.53		62,855,000.00	61,441,668.35	62,849,751.86		2.052	1,515	504
Total and Average			690,781,325.33		847,237,600.06	826,824,073.82	846,631,603.68		1.022	887	499

Portfolio SCVW
AC
PM (PRF_PM2) 7.3.0

Run Date: 07/11/2022 - 11:21

**Santa Clara Valley Water Dist.
Portfolio Management
Portfolio Details - Cash
June 30, 2022**

Page 7

CUSIP	Investment #	Issuer	Average Balance	Purchase Date	Par Value	Market Value	Book Value	Stated Rate	YTM 365	Days to Term	Maturity
Average Balance			0.00							0	0
Total Cash and Investments			690,781,325.33		847,237,600.06	826,824,073.82	846,631,603.68		1.022	887	499

Portfolio SCVW
AC
PM (PRF_PM2) 7.3.0



Santa Clara Valley Water Dist.
Transaction Activity Report
April 1, 2022 - June 30, 2022
Sorted by Transaction Date - Transaction Date
All Funds

SANTA CLARA VALLEY WATER
 5750 Almaden Expressway
 San Jose, San Jose, Ca 951
 (408)265-2607

Investment #	Fund	CUSIP	Inv Descrip	TransactionType	TransactionDate	MaturityDate	RedemptionType	New Principal	Principal Paydowns	Interest	Total Cash
4102	82	23380W523	Money Market Fund	Purchase	04/01/2022			4,781.25			-4,781.25
4102	82	23380W523	Money Market Fund	Purchase	04/01/2022			51,250.00			-51,250.00
4102	82	23380W523	Money Market Fund	Purchase	04/01/2022			697.44			-697.44
5393	82	796815ZG6	San Bernardino Cnty	Interest	04/01/2022	10/01/2022				51,250.00	51,250.00
5487	82	13034AL65	CASDEV 0.765%	Interest	04/01/2022	10/01/2025				4,781.25	4,781.25
4102	82	23380W523	Money Market Fund	Interest	04/01/2022					697.44	697.44
Totals for 04/01/2022								56,728.69		56,728.69	0.00
4102	82	23380W523	Money Market Fund	Purchase	04/04/2022			8,750.00			-8,750.00
5517	82	4581XODL9	IABD 0.875% MAT	Interest	04/04/2022	04/03/2025				8,750.00	8,750.00
Totals for 04/04/2022								8,750.00		8,750.00	0.00
4102	82	23380W523	Money Market Fund	Purchase	04/05/2022			75,000.00			-75,000.00
4102	82	23380W523	Money Market Fund	Purchase	04/05/2022			8,000,000.00			-8,000,000.00
5299	82	3135G0T45	FEDERAL NATL MTG	Redemption	04/05/2022	04/05/2022	Maturity		3,000,000.00		3,000,000.00
5391	82	3135G0T45	FEDERAL NATL MTG	Redemption	04/05/2022	04/05/2022	Maturity		5,000,000.00		5,000,000.00
5299	82	3135G0T45	FEDERAL NATL MTG	Interest	04/05/2022	04/05/2022				28,125.00	28,125.00
5391	82	3135G0T45	FEDERAL NATL MTG	Interest	04/05/2022	04/05/2022				46,875.00	46,875.00
Totals for 04/05/2022								8,075,000.00	8,000,000.00	75,000.00	0.00
88-0237LAIF	82	SYS88-0237LAIF	LAIF 4.958%	Redemption	04/06/2022				913,370.32		913,370.32
Totals for 04/06/2022									913,370.32		913,370.32
4102	82	23380W523	Money Market Fund	Purchase	04/15/2022			9,375.00			-9,375.00
88-0237LAIF	82	SYS88-0237LAIF	LAIF 4.958%	Purchase	04/15/2022			56,327.44			-56,327.44
5532	82	91282CBV2	UNITED STATES	Interest	04/15/2022	04/15/2024				9,375.00	9,375.00
5532	82	91282CBV2	UNITED STATES	Accr Int	04/15/2022	04/15/2024			6,129.81	-6,129.81	0.00
88-0237LAIF	82	SYS88-0237LAIF	LAIF 4.958%	Interest	04/15/2022					56,327.44	56,327.44
Totals for 04/15/2022								65,702.44	6,129.81	59,572.63	0.00
4102	82	23380W523	Money Market Fund	Purchase	04/18/2022			662.47			-662.47
5260	82	33715LBT6	1STTCH 3.25% MAT	Interest	04/18/2022	07/18/2022				662.47	662.47
Totals for 04/18/2022								662.47		662.47	0.00
5537	82	3130ARKL4	FEDERAL HOME	Purchase	04/21/2022	04/21/2027		5,000,000.00			-5,000,000.00
4102	82	23380W523	Money Market Fund	Redemption	04/21/2022				5,000,000.00		5,000,000.00
Totals for 04/21/2022								5,000,000.00	5,000,000.00		0.00
4102	82	23380W523	Money Market Fund	Purchase	04/22/2022			31,250.00			-31,250.00
5506	82	3135G03U5	FEDERAL NATL MTG	Interest	04/22/2022	04/22/2025				15,625.00	15,625.00
5511	82	3135G03U5	FEDERAL NATL MTG	Interest	04/22/2022	04/22/2025				15,625.00	15,625.00

Portfolio SCVW
 AC
 TA (PRF_TA) 7.1.1
 Report Ver. 7.3.6.1

Santa Clara Valley Water Dist.
Transaction Activity Report
Sorted by Transaction Date - Transaction Date

Page 2

Investment #	Fund	CUSIP	Inv Descrip	TransactionType	TransactionDate	MaturityDate	RedemptionType	New Principal	Principal Paydowns	Interest	Total Cash
Totals for 04/22/2022								31,250.00		31,250.00	0.00
4102	82	23380W523	Money Market Fund	Purchase	04/25/2022			7,083.33			-7,083.33
4102	82	23380W523	Money Market Fund	Purchase	04/25/2022			53,125.00			-53,125.00
5507	82	3130ALKL7	FEDERAL HOME	Interest	04/25/2022	03/25/2026				3,541.66	3,541.66
5508	82	3130ALKL7	FEDERAL HOME	Interest	04/25/2022	03/25/2026				3,541.67	3,541.67
5520	82	3135GOK36	FEDERAL NATL MTG	Interest	04/25/2022	04/24/2026				53,125.00	53,125.00
Totals for 04/25/2022								60,208.33		60,208.33	0.00
4102	82	23380W523	Money Market Fund	Purchase	04/27/2022			63,000.00			-63,000.00
4102	82	23380W523	Money Market Fund	Purchase	04/27/2022			26,250.00			-26,250.00
4102	82	23380W523	Money Market Fund	Purchase	04/27/2022			224.22			-224.22
4102	82	23380W523	Money Market Fund	Purchase	04/27/2022			4,500,000.00			-4,500,000.00
4102	82	23380W523	Money Market Fund	Purchase	04/27/2022			2,000,000.00			-2,000,000.00
5249	82	3133EJTB5	FEDERAL FARM CR	Redemption	04/27/2022	04/27/2022	Maturity		4,500,000.00		4,500,000.00
5422	82	3134GBHM7	FEDERAL HOME LN	Redemption	04/27/2022	04/27/2022	Maturity		2,000,000.00		2,000,000.00
5249	82	3133EJTB5	FEDERAL FARM CR	Interest	04/27/2022	04/27/2022				63,000.00	63,000.00
5422	82	3134GBHM7	FEDERAL HOME LN	Interest	04/27/2022	04/27/2022				26,250.00	26,250.00
5445	82	79772FAF3	SF FCU 1.1% MAT	Interest	04/27/2022	03/27/2025				224.22	224.22
Totals for 04/27/2022								6,589,474.22	6,500,000.00	89,474.22	0.00
5539	82	3130ARQB0	FEDERAL HOME	Purchase	04/28/2022	04/28/2025		5,000,000.00			-5,000,000.00
4102	82	23380W523	Money Market Fund	Purchase	04/28/2022			25,000.00			-25,000.00
4102	82	23380W523	Money Market Fund	Purchase	04/28/2022			10,250.00			-10,250.00
4102	82	23380W523	Money Market Fund	Purchase	04/28/2022			5,000.00			-5,000.00
4102	82	23380W523	Money Market Fund	Redemption	04/28/2022				5,000,000.00		5,000,000.00
5477	82	3134GW3W4	FHLMC 0.41% MAT	Interest	04/28/2022	10/28/2024				10,250.00	10,250.00
5513	82	3130AM2K7	FEDERAL HOME	Interest	04/28/2022	04/28/2026				25,000.00	25,000.00
5518	82	459058JL8	IBRD 0.5% MAT	Interest	04/28/2022	10/28/2025				5,000.00	5,000.00
Totals for 04/28/2022								5,040,250.00	5,000,000.00	40,250.00	0.00
4102	82	23380W523	Money Market Fund	Purchase	04/29/2022			11,250.00			-11,250.00
5478	82	3134GW5Q5	FEDERAL HOME LN	Interest	04/29/2022	01/29/2025				11,250.00	11,250.00
Totals for 04/29/2022								11,250.00		11,250.00	0.00
4102	82	23380W523	Money Market Fund	Purchase	05/02/2022			380.55			-380.55
4102	82	23380W523	Money Market Fund	Purchase	05/02/2022			20,000.00			-20,000.00
4102	82	23380W523	Money Market Fund	Purchase	05/02/2022			33,000.00			-33,000.00
4102	82	23380W523	Money Market Fund	Purchase	05/02/2022			45,000.00			-45,000.00
4102	82	23380W523	Money Market Fund	Purchase	05/02/2022			24,553.13			-24,553.13
4102	82	23380W523	Money Market Fund	Purchase	05/02/2022			9,375.00			-9,375.00
4102	82	23380W523	Money Market Fund	Purchase	05/02/2022			18,750.00			-18,750.00
4102	82	23380W523	Money Market Fund	Purchase	05/02/2022			2,120.00			-2,120.00
4102	82	23380W523	Money Market Fund	Purchase	05/02/2022			2,000,000.00			-2,000,000.00
5263	82	13066YTZ2	CALIFORNIA ST	Redemption	05/02/2022	05/01/2022	Maturity		2,000,000.00		2,000,000.00

Portfolio SCVW

AC

TA (PRF_TA) 7.1.1
Report Ver. 7.3.6.1

Run Date: 07/11/2022 - 11:29

Santa Clara Valley Water Dist.
Transaction Activity Report
Sorted by Transaction Date - Transaction Date

Page 3

Investment #	Fund	CUSIP	Inv Descrp	TransactionType	TransactionDate	MaturityDate	RedemptionType	New Principal	Principal Paydowns	Interest	Total Cash
5164	82	79765R3U1	SFOWTR 2.619%	Interest	05/02/2022	11/01/2022				13,095.00	13,095.00
5263	82	13066YTZ2	CALIFORNIA ST	Interest	05/02/2022	05/01/2022				20,000.00	20,000.00
5318	82	3133EJP60	FEDERAL FARM CR	Interest	05/02/2022	05/02/2023				45,000.00	45,000.00
5331	82	79765R3U1	SFOWTR 2.619%	Interest	05/02/2022	11/01/2022				11,458.13	11,458.13
5382	82	3133EHN25	FEDERAL FARM CR	Interest	05/02/2022	11/01/2023				33,000.00	33,000.00
5447	82	923078CS6	VNTCTF 0.848% MAT	Interest	05/02/2022	11/01/2022				2,120.00	2,120.00
5523	82	912828ZL7	UNITED STATES	Interest	05/02/2022	04/30/2025				9,375.00	9,375.00
5523	82	912828ZL7	UNITED STATES	Accr Int	05/02/2022	04/30/2025			4,091.85	-4,091.85	0.00
5529	82	91282CBW0	UNITED STATES	Interest	05/02/2022	04/30/2026				18,750.00	18,750.00
5529	82	91282CBW0	UNITED STATES	Accr Int	05/02/2022	04/30/2026			9,737.57	-9,737.57	0.00
4102	82	23380W523	Money Market Fund	Interest	05/02/2022					380.55	380.55
Totals for 05/02/2022								2,153,178.68	2,013,829.42	139,349.26	0.00
4102	82	23380W523	Money Market Fund	Purchase	05/03/2022			26,500.00			-26,500.00
5203	82	594918BH6	MSFT 2.65% MAT	Interest	05/03/2022	11/03/2022				26,500.00	26,500.00
Totals for 05/03/2022								26,500.00		26,500.00	0.00
4102	82	23380W523	Money Market Fund	Redemption	05/05/2022				20,000,000.00		20,000,000.00
Totals for 05/05/2022									20,000,000.00		20,000,000.00
4102	82	23380W523	Money Market Fund	Purchase	05/09/2022			34,500.00			-34,500.00
4102	82	23380W523	Money Market Fund	Purchase	05/09/2022			12,250.00			-12,250.00
5383	82	3133EKKU9	FEDERAL FARM CR	Interest	05/09/2022	11/08/2023				34,500.00	34,500.00
5497	82	3135G06G3	FEDERAL NATL MTG	Interest	05/09/2022	11/07/2025				12,250.00	12,250.00
Totals for 05/09/2022								46,750.00		46,750.00	0.00
4102	82	23380W523	Money Market Fund	Purchase	05/11/2022			20,500.00			-20,500.00
5514	82	3133EMYV8	FEDERAL FARM CR	Interest	05/11/2022	05/11/2026				20,500.00	20,500.00
Totals for 05/11/2022								20,500.00		20,500.00	0.00
4102	82	23380W523	Money Market Fund	Purchase	05/12/2022			15,000.00			-15,000.00
5485	82	3134GXBM5	FEDERAL HOME LN	Interest	05/12/2022	11/12/2025				15,000.00	15,000.00
Totals for 05/12/2022								15,000.00		15,000.00	0.00
4102	82	23380W523	Money Market Fund	Purchase	05/16/2022			48,832.50			-48,832.50
4102	82	23380W523	Money Market Fund	Purchase	05/16/2022			55,257.50			-55,257.50
4102	82	23380W523	Money Market Fund	Purchase	05/16/2022			641.10			-641.10
4102	82	23380W523	Money Market Fund	Purchase	05/16/2022			30,780.75			-30,780.75
4102	82	23380W523	Money Market Fund	Purchase	05/16/2022			95,625.00			-95,625.00
4102	82	23380W523	Money Market Fund	Purchase	05/16/2022			26,250.00			-26,250.00
4102	82	23380W523	Money Market Fund	Purchase	05/16/2022			62,500.00			-62,500.00
4102	82	23380W523	Money Market Fund	Purchase	05/16/2022			6,250.00			-6,250.00
4102	82	23380W523	Money Market Fund	Purchase	05/16/2022			6,425.00			-6,425.00
4102	82	23380W523	Money Market Fund	Purchase	05/16/2022			21,518.75			-21,518.75
4102	82	23380W523	Money Market Fund	Purchase	05/16/2022			7,250.00			-7,250.00
4102	82	23380W523	Money Market Fund	Purchase	05/16/2022			4,422.85			-4,422.85

Portfolio SCVW

AC

Run Date: 07/11/2022 - 11:29

TA (PRF_TA) 7.1.1
Report Ver. 7.3.6.1

Santa Clara Valley Water Dist.
Transaction Activity Report
Sorted by Transaction Date - Transaction Date

Page 4

Investment #	Fund	CUSIP	Inv Descrip	TransactionType	TransactionDate	MaturityDate	RedemptionType	New Principal	Principal Paydowns	Interest	Total Cash
4102	82	23380W523	Money Market Fund	Purchase	05/16/2022			3,260.00			-3,260.00
4102	82	23380W523	Money Market Fund	Purchase	05/16/2022			7,971.00			-7,971.00
4102	82	23380W523	Money Market Fund	Purchase	05/16/2022			9,000,000.00			-9,000,000.00
4102	82	23380W523	Money Market Fund	Purchase	05/16/2022			500,000.00			-500,000.00
4102	82	23380W523	Money Market Fund	Purchase	05/16/2022			265,000.00			-265,000.00
4102	82	23380W523	Money Market Fund	Purchase	05/16/2022			250,000.00			-250,000.00
5352	82	91412HEW9	UC 2.608% MAT	Redemption	05/16/2022	05/15/2022	Maturity		250,000.00		250,000.00
5399	82	91412GQD0	UNIVERSITY CALIF	Redemption	05/16/2022	05/15/2022	Maturity		500,000.00		500,000.00
5400	82	91412GUZ6	UNIVERSITY CALIF	Redemption	05/16/2022	05/15/2022	Maturity		265,000.00		265,000.00
5404	82	9128286U9	UNITED STATES	Redemption	05/16/2022	05/15/2022	Maturity		3,000,000.00		3,000,000.00
5405	82	9128286U9	UNITED STATES	Redemption	05/16/2022	05/15/2022	Maturity		3,000,000.00		3,000,000.00
5430	82	9128286U9	UNITED STATES	Redemption	05/16/2022	05/15/2022	Maturity		3,000,000.00		3,000,000.00
5260	82	33715LBT6	1STTCH 3.25% MAT	Interest	05/16/2022	07/18/2022				641.10	641.10
5352	82	91412HEW9	UC 2.608% MAT	Interest	05/16/2022	05/15/2022				3,260.00	3,260.00
5353	82	91412HEX7	UNIVERSITY CALIF	Interest	05/16/2022	05/15/2023				7,971.00	7,971.00
5365	82	91412GQF5	UNIVERSITY CALIF	Interest	05/16/2022	05/15/2024				7,250.00	7,250.00
5367	82	742651DR0	PRIVATE EXPT FDG	Interest	05/16/2022	11/15/2022				30,780.75	30,780.75
5370	82	91412GOE8	UNIVERSITY CALIF	Interest	05/16/2022	05/15/2023				21,518.75	21,518.75
5372	82	3133ECLA2	FEDERAL FARM CR	Interest	05/16/2022	05/15/2023				34,500.00	34,500.00
5375	82	3133ECLA2	FEDERAL FARM CR	Interest	05/16/2022	05/15/2023				20,757.50	20,757.50
5384	82	912828VB3	UNITED STATES	Interest	05/16/2022	05/15/2023				26,250.00	26,250.00
5385	82	3133ECPM0	FEDERAL FARM CR	Interest	05/16/2022	05/15/2023				48,832.50	48,832.50
5399	82	91412GQD0	UNIVERSITY CALIF	Interest	05/16/2022	05/15/2022				6,425.00	6,425.00
5400	82	91412GUZ6	UNIVERSITY CALIF	Interest	05/16/2022	05/15/2022				4,422.85	4,422.85
5404	82	9128286U9	UNITED STATES	Interest	05/16/2022	05/15/2022				31,875.00	31,875.00
5405	82	9128286U9	UNITED STATES	Interest	05/16/2022	05/15/2022				31,875.00	31,875.00
5430	82	9128286U9	UNITED STATES	Interest	05/16/2022	05/15/2022				31,875.00	31,875.00
5534	82	91282CCC3	UNITED STATES	Interest	05/16/2022	05/15/2024				6,250.00	6,250.00
5534	82	91282CCC3	UNITED STATES	Accr Int	05/16/2022	05/15/2024			3,901.93	-3,901.93	0.00
5535	82	912828WJ5	UNITED STATES	Interest	05/16/2022	05/15/2024				62,500.00	62,500.00
5535	82	912828WJ5	UNITED STATES	Accr Int	05/16/2022	05/15/2024			39,019.34	-39,019.34	0.00
Totals for 05/16/2022								10,391,984.45	10,057,921.27	334,063.18	0.00
4102	82	23380W523	Money Market Fund	Purchase	05/17/2022			10,000.00			-10,000.00
4102	82	23380W523	Money Market Fund	Purchase	05/17/2022			42,250.00			-42,250.00
4102	82	23380W523	Money Market Fund	Purchase	05/17/2022			14,000.00			-14,000.00
4102	82	23380W523	Money Market Fund	Purchase	05/17/2022			1,000,000.00			-1,000,000.00
5426	82	3133ECPU2	FEDERAL FARM CR	Redemption	05/17/2022	05/17/2022	Maturity		1,000,000.00		1,000,000.00
5426	82	3133ECPU2	FEDERAL FARM CR	Interest	05/17/2022	05/17/2022				10,000.00	10,000.00
5432	82	3133ELEL4	FEDERAL FARM CR	Interest	05/17/2022	05/17/2023				42,250.00	42,250.00
5491	82	3135GA2Z3	FEDERAL NATL MTG	Interest	05/17/2022	11/17/2025				14,000.00	14,000.00
Totals for 05/17/2022								1,066,250.00	1,000,000.00	66,250.00	0.00

Portfolio SCVW

AC

TA (PRF_TA) 7.1.1

Report Ver. 7.3.6.1

Run Date: 07/11/2022 - 11:29

Santa Clara Valley Water Dist.
Transaction Activity Report
Sorted by Transaction Date - Transaction Date

Page 5

Investment #	Fund	CUSIP	Inv Descrip	TransactionType	TransactionDate	MaturityDate	RedemptionType	New Principal	Principal Paydowns	Interest	Total Cash
88-0237LAIF	82	SYS88-0237LAIF	LAIF 4.958%	Redemption	05/19/2022				20,000,000.00		20,000,000.00
Totals for 05/19/2022									20,000,000.00		20,000,000.00
4102	82	23380W523	Money Market Fund	Purchase	05/25/2022			7,083.33			-7,083.33
5507	82	3130ALKL7	FEDERAL HOME	Interest	05/25/2022	03/25/2026				3,541.66	3,541.66
5508	82	3130ALKL7	FEDERAL HOME	Interest	05/25/2022	03/25/2026				3,541.67	3,541.67
Totals for 05/25/2022									7,083.33	7,083.33	0.00
5541	82	010878AS5	ALAMEDA CNTY	Purchase	05/26/2022	08/01/2026		525,878.89			-525,878.89
5542	82	13067WSW3	CADWR 1.051% MAT	Purchase	05/26/2022	12/01/2026		400,192.77			-400,192.77
5543	82	799408Z93	SAN RAMON	Purchase	05/26/2022	08/01/2026		355,603.19			-355,603.19
5544	82	923078CV9	VENTURA CNTY	Purchase	05/26/2022	11/01/2025		929,440.46			-929,440.46
4102	82	23380W523	Money Market Fund	Redemption	05/26/2022				6,388.89		6,388.89
4102	82	23380W523	Money Market Fund	Redemption	05/26/2022				2,247.97		2,247.97
4102	82	23380W523	Money Market Fund	Redemption	05/26/2022				1,288.19		1,288.19
4102	82	23380W523	Money Market Fund	Redemption	05/26/2022				909.56		909.56
4102	82	23380W523	Money Market Fund	Redemption	05/26/2022				519,490.00		519,490.00
4102	82	23380W523	Money Market Fund	Redemption	05/26/2022				397,944.80		397,944.80
4102	82	23380W523	Money Market Fund	Redemption	05/26/2022				354,315.00		354,315.00
4102	82	23380W523	Money Market Fund	Redemption	05/26/2022				928,530.90		928,530.90
Totals for 05/26/2022									2,211,115.31	2,211,115.31	0.00
5545	82	13067WRC8	CALIFORNIA ST	Purchase	05/27/2022	12/01/2025		465,361.11			-465,361.11
4102	82	23380W523	Money Market Fund	Purchase	05/27/2022			216.99			-216.99
4102	82	23380W523	Money Market Fund	Redemption	05/27/2022				1,931.11		1,931.11
4102	82	23380W523	Money Market Fund	Redemption	05/27/2022				463,430.00		463,430.00
5445	82	79772FAF3	SF FCU 1.1% MAT	Interest	05/27/2022	03/27/2025				216.99	216.99
Totals for 05/27/2022									465,578.10	465,361.11	0.00
5546	82	798186N81	SJUSD 0.558% MAT	Purchase	05/31/2022	08/01/2025		375,155.55			-375,155.55
4102	82	23380W523	Money Market Fund	Purchase	05/31/2022			16,250.00			-16,250.00
4102	82	23380W523	Money Market Fund	Purchase	05/31/2022			71,875.00			-71,875.00
4102	82	23380W523	Money Market Fund	Purchase	05/31/2022			100,000.00			-100,000.00
4102	82	23380W523	Money Market Fund	Purchase	05/31/2022			35,000.00			-35,000.00
4102	82	23380W523	Money Market Fund	Purchase	05/31/2022			48,750.00			-48,750.00
4102	82	23380W523	Money Market Fund	Redemption	05/31/2022				753.30		753.30
4102	82	23380W523	Money Market Fund	Redemption	05/31/2022				374,402.25		374,402.25
5496	82	912828ZT0	UNITED STATES	Interest	05/31/2022	05/31/2025				6,250.00	6,250.00
5499	82	912828ZT0	UNITED STATES	Interest	05/31/2022	05/31/2025				6,250.00	6,250.00
5500	82	912828ZT0	UNITED STATES	Interest	05/31/2022	05/31/2025				6,250.00	6,250.00
5521	82	91282CCF6	UNITED STATES	Interest	05/31/2022	05/31/2026				18,750.00	18,750.00
5522	82	912828ZT0	UNITED STATES	Interest	05/31/2022	05/31/2025				3,750.00	3,750.00
5525	82	9128284R8	UNITED STATES	Interest	05/31/2022	05/31/2025				71,875.00	71,875.00
5526	82	91282CCF6	UNITED STATES	Interest	05/31/2022	05/31/2026				11,250.00	11,250.00
5527	82	912828ZT0	UNITED STATES	Interest	05/31/2022	05/31/2025				6,250.00	6,250.00

Portfolio SCVW

AC

TA (PRF_TA) 7.1.1
Report Ver. 7.3.6.1

Run Date: 07/11/2022 - 11:29

Santa Clara Valley Water Dist.
Transaction Activity Report
Sorted by Transaction Date - Transaction Date

Page 6

Investment #	Fund	CUSIP	Inv Descrp	TransactionType	TransactionDate	MaturityDate	RedemptionType	New Principal	Principal Paydowns	Interest	Total Cash
5527	82	912828ZT0	UNITED STATES	Accr Int	05/31/2022	05/31/2025			1,923.08	-1,923.08	0.00
5528	82	912828ZT0	UNITED STATES	Interest	05/31/2022	05/31/2025				6,250.00	6,250.00
5528	82	912828ZT0	UNITED STATES	Accr Int	05/31/2022	05/31/2025			1,923.08	-1,923.08	0.00
5530	82	3130AOTK9	FEDERAL HOME	Interest	05/31/2022	05/28/2024				16,250.00	16,250.00
5531	82	912828XT2	UNITED STATES	Interest	05/31/2022	05/31/2024				50,000.00	50,000.00
5531	82	912828XT2	UNITED STATES	Accr Int	05/31/2022	05/31/2024			20,054.95	-20,054.95	0.00
5536	82	912828XT2	UNITED STATES	Interest	05/31/2022	05/31/2024				50,000.00	50,000.00
5536	82	912828XT2	UNITED STATES	Accr Int	05/31/2022	05/31/2024			26,923.08	-26,923.08	0.00
5538	82	91282CCF6	UNITED STATES	Interest	05/31/2022	05/31/2026				18,750.00	18,750.00
5538	82	91282CCF6	UNITED STATES	Accr Int	05/31/2022	05/31/2026			12,259.62	-12,259.62	0.00
Totals for 05/31/2022								647,030.55	438,239.36	208,791.19	0.00
4102	82	23380W523	Money Market Fund	Purchase	06/01/2022			1,975.00			-1,975.00
4102	82	23380W523	Money Market Fund	Purchase	06/01/2022			2,312.20			-2,312.20
4102	82	23380W523	Money Market Fund	Purchase	06/01/2022			17,607.95			-17,607.95
4102	82	23380W523	Money Market Fund	Purchase	06/01/2022			10,389.47			-10,389.47
5285	82	702274CN9	CY PAS 3.338% MAT	Interest	06/01/2022	12/01/2022				17,607.95	17,607.95
5542	82	13067WSW3	CADWR 1.051% MAT	Interest	06/01/2022	12/01/2026				2,312.20	2,312.20
5542	82	13067WSW3	CADWR 1.051% MAT	Accr Int	06/01/2022	12/01/2026			2,247.97	-2,247.97	0.00
5545	82	13067WRC8	CALIFORNIA ST	Interest	06/01/2022	12/01/2025				1,975.00	1,975.00
5545	82	13067WRC8	CALIFORNIA ST	Accr Int	06/01/2022	12/01/2025			1,931.11	-1,931.11	0.00
4102	82	23380W523	Money Market Fund	Interest	06/01/2022					10,389.47	10,389.47
Totals for 06/01/2022								32,284.62	4,179.08	28,105.54	0.00
4102	82	23380W523	Money Market Fund	Purchase	06/06/2022			23,109.38			-23,109.38
5425	82	3133EKP17	FEDERAL FARM CR	Interest	06/06/2022	06/05/2023				23,109.38	23,109.38
Totals for 06/06/2022								23,109.38		23,109.38	0.00
4102	82	23380W523	Money Market Fund	Purchase	06/08/2022			33,750.00			-33,750.00
4102	82	23380W523	Money Market Fund	Purchase	06/08/2022			62,500.00			-62,500.00
5374	82	3130A3VC5	FEDERAL HOME	Interest	06/08/2022	12/08/2023				33,750.00	33,750.00
5390	82	3130AAHE1	FEDERAL HOME	Interest	06/08/2022	12/08/2023				62,500.00	62,500.00
Totals for 06/08/2022								96,250.00		96,250.00	0.00
4102	82	23380W523	Money Market Fund	Purchase	06/09/2022			11,000.00			-11,000.00
4102	82	23380W523	Money Market Fund	Purchase	06/09/2022			135,000.00			-135,000.00
4102	82	23380W523	Money Market Fund	Purchase	06/09/2022			108,800.00			-108,800.00
5319	82	3130AFE78	FEDERAL HOME	Interest	06/09/2022	12/09/2022				45,000.00	45,000.00
5332	82	3130AFE78	FEDERAL HOME	Interest	06/09/2022	12/09/2022				45,000.00	45,000.00
5336	82	3130AFE78	FEDERAL HOME	Interest	06/09/2022	12/09/2022				45,000.00	45,000.00
5378	82	3133834G3	FEDERAL HOME	Interest	06/09/2022	06/09/2023				31,875.00	31,875.00
5423	82	3133834G3	FEDERAL HOME	Interest	06/09/2022	06/09/2023				31,875.00	31,875.00
5424	82	3133834G3	FEDERAL HOME	Interest	06/09/2022	06/09/2023				34,425.00	34,425.00
5427	82	3133834G3	FEDERAL HOME	Interest	06/09/2022	06/09/2023				10,625.00	10,625.00
5489	82	3133EMJS2	FEDERAL FARM CR	Interest	06/09/2022	12/09/2024				11,000.00	11,000.00

Portfolio SCVW

AC

TA (PRF_TA) 7.1.1
Report Ver. 7.3.6.1

Run Date: 07/11/2022 - 11:29

Santa Clara Valley Water Dist.
Transaction Activity Report
Sorted by Transaction Date - Transaction Date

Page 7

Investment #	Fund	CUSIP	Inv Descrip	TransactionType	TransactionDate	MaturityDate	RedemptionType	New Principal	Principal Paydowns	Interest	Total Cash
Totals for 06/09/2022								254,800.00		254,800.00	0.00
4102	82	23380W523	Money Market Fund	Purchase	06/13/2022			68,750.00			-68,750.00
4102	82	23380W523	Money Market Fund	Purchase	06/13/2022			46,875.00			-46,875.00
5377	82	3133EKQP4	FFCB 1.875% MAT	Interest	06/13/2022	12/12/2022				46,875.00	46,875.00
5466	82	3130A3GE8	FEDERAL HOME	Interest	06/13/2022	12/13/2024				68,750.00	68,750.00
Totals for 06/13/2022								115,625.00		115,625.00	0.00
4102	82	23380W523	Money Market Fund	Purchase	06/15/2022			5,967.33			-5,967.33
4102	82	23380W523	Money Market Fund	Purchase	06/15/2022			3,021.20			-3,021.20
4102	82	23380W523	Money Market Fund	Purchase	06/15/2022			455,000.00			-455,000.00
5343	82	7976465A0	SFO CY 2.623% MAT	Redemption	06/15/2022	06/15/2022	Maturity		455,000.00		455,000.00
5343	82	7976465A0	SFO CY 2.623% MAT	Interest	06/15/2022	06/15/2022				5,967.33	5,967.33
5512	82	79773KDC5	SFO GO 0.728% MAT	Interest	06/15/2022	06/15/2025				3,021.20	3,021.20
Totals for 06/15/2022								463,988.53	455,000.00	8,988.53	0.00
4102	82	23380W523	Money Market Fund	Purchase	06/16/2022			9,375.00			-9,375.00
4102	82	23380W523	Money Market Fund	Purchase	06/16/2022			662.47			-662.47
5260	82	33715LBT6	1STTCH 3.25% MAT	Interest	06/16/2022	07/18/2022				662.47	662.47
5486	82	3134GXFX7	FEDERAL HOME LN	Interest	06/16/2022	09/16/2024				9,375.00	9,375.00
Totals for 06/16/2022								10,037.47		10,037.47	0.00
4102	82	23380W523	Money Market Fund	Purchase	06/17/2022			37,500.00			-37,500.00
5488	82	3135G04Z3	FNMA 0.5% MAT	Interest	06/17/2022	06/17/2025				12,500.00	12,500.00
5494	82	3135G04Z3	FNMA 0.5% MAT	Interest	06/17/2022	06/17/2025				12,500.00	12,500.00
5502	82	3135G04Z3	FNMA 0.5% MAT	Interest	06/17/2022	06/17/2025				12,500.00	12,500.00
Totals for 06/17/2022								37,500.00		37,500.00	0.00
4102	82	23380W523	Money Market Fund	Purchase	06/21/2022			52,500.00			-52,500.00
5381	82	3133EDBU5	FEDERAL FARM CR	Interest	06/21/2022	12/20/2023				52,500.00	52,500.00
Totals for 06/21/2022								52,500.00		52,500.00	0.00
5548	82	3135G03U5	FEDERAL NATL MTGP	Purchase	06/22/2022	04/22/2025		1,855,183.33			-1,855,183.33
5547	82	91282CEH0	UNITED STATES	Purchase	06/22/2022	04/15/2025		4,929,072.75			-4,929,072.75
5549	82	91282CEH0	UNITED STATES	Purchase	06/22/2022	04/15/2025		4,926,338.35			-4,926,338.35
5550	82	912828ZT0	UNITED STATES	Purchase	06/22/2022	05/31/2025		4,568,720.12			-4,568,720.12
4102	82	23380W523	Money Market Fund	Redemption	06/22/2022				2,083.33		2,083.33
4102	82	23380W523	Money Market Fund	Redemption	06/22/2022				751.37		751.37
4102	82	23380W523	Money Market Fund	Redemption	06/22/2022				24,385.25		24,385.25
4102	82	23380W523	Money Market Fund	Redemption	06/22/2022				24,385.25		24,385.25
4102	82	23380W523	Money Market Fund	Redemption	06/22/2022				1,853,100.00		1,853,100.00
4102	82	23380W523	Money Market Fund	Redemption	06/22/2022				4,567,968.75		4,567,968.75
4102	82	23380W523	Money Market Fund	Redemption	06/22/2022				4,901,953.10		4,901,953.10
4102	82	23380W523	Money Market Fund	Redemption	06/22/2022				4,904,687.50		4,904,687.50
Totals for 06/22/2022								16,279,314.55	16,279,314.55		0.00

Portfolio SCVW
AC
TA (PRF_TA) 7.1.1
Report Ver. 7.3.6.1

Run Date: 07/11/2022 - 11:29

Santa Clara Valley Water Dist.
Transaction Activity Report
Sorted by Transaction Date - Transaction Date

Page 8

Investment #	Fund	CUSIP	Inv Descrip	TransactionType	TransactionDate	MaturityDate	RedemptionType	New Principal	Principal Paydowns	Interest	Total Cash
4102	82	23380W523	Money Market Fund	Purchase	06/23/2022			17,360,514.36			-17,360,514.36
Totals for 06/23/2022								17,360,514.36			-17,360,514.36
5551	82	91282CBD2	UNITED STATES	Purchase	06/24/2022	12/31/2022		7,912,334.25			-7,912,334.25
5552	82	91282CBD2	UNITED STATES	Purchase	06/24/2022	12/31/2022		19,779,273.24			-19,779,273.24
88-0237LAIF	82	SYS88-0237LAIF	LAIF 4.958%	Purchase	06/24/2022			20,000,000.00			-20,000,000.00
4102	82	23380W523	Money Market Fund	Redemption	06/24/2022				4,834.25		4,834.25
4102	82	23380W523	Money Market Fund	Redemption	06/24/2022				12,085.64		12,085.64
4102	82	23380W523	Money Market Fund	Redemption	06/24/2022				7,907,500.00		7,907,500.00
4102	82	23380W523	Money Market Fund	Redemption	06/24/2022				19,767,187.60		19,767,187.60
Totals for 06/24/2022								47,691,607.49	27,691,607.49		-20,000,000.00
4102	82	23380W523	Money Market Fund	Purchase	06/27/2022			7,083.33			-7,083.33
4102	82	23380W523	Money Market Fund	Purchase	06/27/2022			26,550.00			-26,550.00
4102	82	23380W523	Money Market Fund	Purchase	06/27/2022			224.22			-224.22
5387	82	3133EKS7	FFCB 1.77% MAT	Interest	06/27/2022	06/26/2023				26,550.00	26,550.00
5445	82	79772FAF3	SF FCU 1.1% MAT	Interest	06/27/2022	03/27/2025				224.22	224.22
5507	82	3130ALKL7	FEDERAL HOME	Interest	06/27/2022	03/25/2026				3,541.66	3,541.66
5508	82	3130ALKL7	FEDERAL HOME	Interest	06/27/2022	03/25/2026				3,541.67	3,541.67
Totals for 06/27/2022								33,857.55		33,857.55	0.00
4102	82	23380W523	Money Market Fund	Purchase	06/28/2022			10,500.00			-10,500.00
4102	82	23380W523	Money Market Fund	Purchase	06/28/2022			48,330,000.00			-48,330,000.00
4102	82	23380W523	Money Market Fund	Redemption	06/28/2022				934.00		934.00
5492	82	3134GXJB1	FEDERAL HOME LN	Interest	06/28/2022	03/28/2025				10,500.00	10,500.00
Totals for 06/28/2022								48,340,500.00	934.00	10,500.00	-48,329,066.00
5554	82	9128284D9	UNITED STATES	Purchase	06/30/2022	03/31/2023		5,023,313.23			-5,023,313.23
5555	82	912828Q29	UNITED STATES	Purchase	06/30/2022	03/31/2023		4,974,506.94			-4,974,506.94
4102	82	23380W523	Money Market Fund	Purchase	06/30/2022			17,500.00			-17,500.00
4102	82	23380W523	Money Market Fund	Redemption	06/30/2022				31,079.23		31,079.23
4102	82	23380W523	Money Market Fund	Redemption	06/30/2022				18,647.54		18,647.54
4102	82	23380W523	Money Market Fund	Redemption	06/30/2022				4,992,234.00		4,992,234.00
4102	82	23380W523	Money Market Fund	Redemption	06/30/2022				4,955,859.40		4,955,859.40
5551	82	91282CBD2	UNITED STATES	Interest	06/30/2022	12/31/2022				5,000.00	5,000.00
5551	82	91282CBD2	UNITED STATES	Accr Int	06/30/2022	12/31/2022			4,834.25	-4,834.25	0.00
5552	82	91282CBD2	UNITED STATES	Interest	06/30/2022	12/31/2022				12,500.00	12,500.00
5552	82	91282CBD2	UNITED STATES	Accr Int	06/30/2022	12/31/2022			12,085.64	-12,085.64	0.00
Totals for 06/30/2022								10,015,320.17	10,014,740.06	580.11	0.00
Grand Total								182,797,455.69	136,051,741.78	1,969,503.87	-44,776,210.04

Portfolio SCVW
AC
TA (PRF_TA) 7.1.1
Report Ver. 7.3.6.1

Run Date: 07/11/2022 - 11:29



Santa Clara Valley Water Dist.
Purchases Report
Sorted by Security Type - Investment Number
April 1, 2022 - June 30, 2022

SANTA CLARA VALLEY WATER
 5750 Almaden Expressway
 San Jose, San Jose, Ca 951
 (408)265-2607

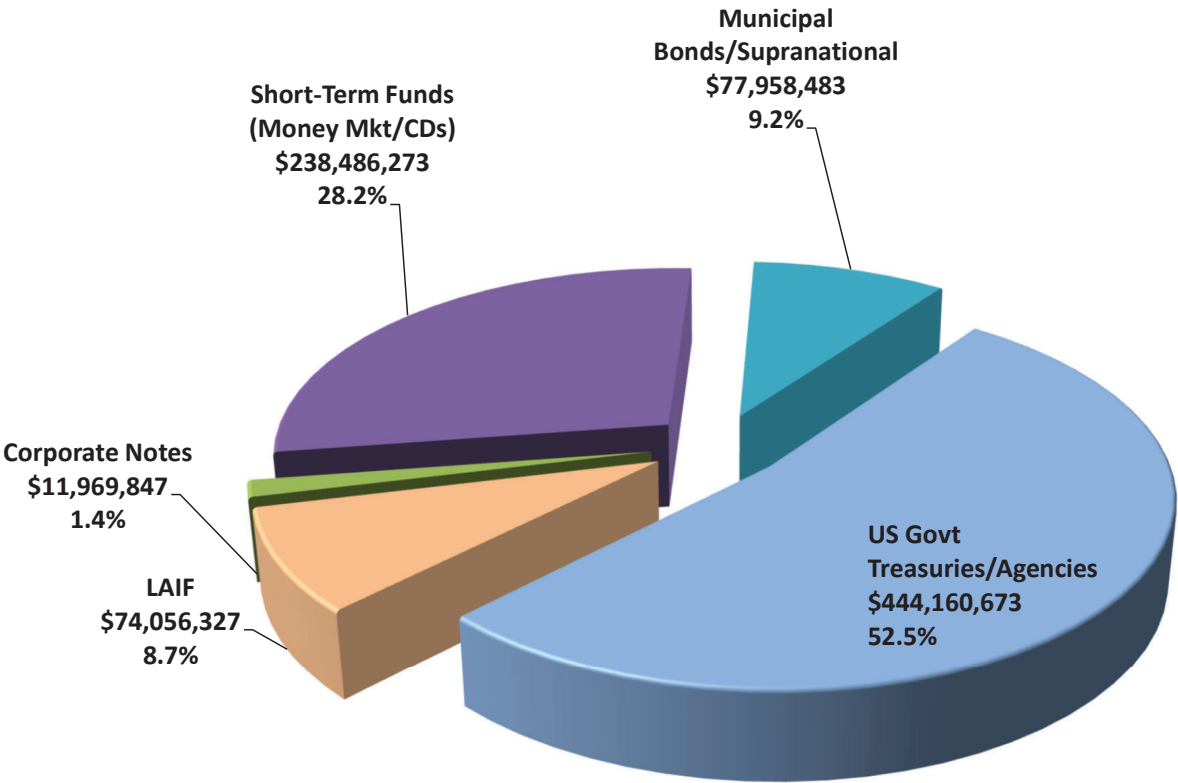
CUSIP	Investment #	Fund	Sec. Type	Issuer	Original Par Value	Purchase Date	Payment Periods	Principal Purchased	Accrued Interest at Purchase	Rate at Purchase	Maturity Date	YTM 365	Ending Book Value
Treasury Securities - Coupon													
91282CEH0	5547	82	TRC	REPIND	5,000,000.00	06/22/2022	10/15 - 04/15	4,904,687.50	24,385.25	2.625	04/15/2025	3.339	4,929,907.20
91282CEH0	5549	82	TRC	REPIND	5,000,000.00	06/22/2022	10/15 - 04/15	4,901,953.10	24,385.25	2.625	04/15/2025	3.360	4,927,196.74
91282ZT0	5550	82	TRC	T-BILL	5,000,000.00	06/22/2022	11/30 - 05/31	4,567,968.75	751.37	0.250	05/31/2025	3.361	4,572,340.49
91282CBD2	5551	82	TRC	REPIND	8,000,000.00	06/24/2022	06/30 - 12/31	7,907,500.00	Received	0.125	12/31/2022	2.390	7,910,907.89
91282CBD2	5552	82	TRC	REPIND	20,000,000.00	06/24/2022	06/30 - 12/31	19,767,187.60	Received	0.125	12/31/2022	2.406	19,775,764.90
9128284D9	5554	82	TRC	T-BILL	5,000,000.00	06/30/2022	09/30 - 03/31	4,992,234.00	31,079.23	2.500	03/31/2023	2.707	5,023,341.57
912828Q29	5555	82	TRC	T-BILL	5,000,000.00	06/30/2022	09/30 - 03/31	4,955,859.40	18,647.54	1.500	03/31/2023	2.693	4,974,668.04
Subtotal					53,000,000.00			51,997,390.35	99,248.64				52,114,126.83
Federal Agency Issues - Coupon													
3130ARKL4	5537	82	FAC	FHLB	5,000,000.00	04/21/2022	10/21 - 04/21	5,000,000.00		2.250	04/21/2027	3.614	5,000,000.00
3130ARQB0	5539	82	FAC	FHLB	5,000,000.00	04/28/2022	10/28 - 04/28	5,000,000.00		2.375	04/28/2025	3.353	5,000,000.00
3135G03U5	5548	82	FAC	FNMA	2,000,000.00	06/22/2022	10/22 - 04/22	1,853,100.00	2,083.33	0.625	04/22/2025	3.364	1,856,479.51
Subtotal					12,000,000.00			11,853,100.00	2,083.33				11,856,479.51
TimeCD_Deposit Account													
SYSS540	5540	82	PA3	BANKSF	4,000,000.00	04/28/2022	05/31 - Monthly	4,000,000.00		1.242		1.242	4,008,722.32
Subtotal					4,000,000.00			4,000,000.00	0.00				4,008,722.32
Municipal Bonds													
010878AS5	5541	82	MUN	ACNTY	500,000.00	05/26/2022	08/01 - 02/01	519,490.00	6,388.89	4.000	08/01/2026	3.000	525,425.63
13067WSW3	5542	82	MUN	CADWR	440,000.00	05/26/2022	06/01 - 12/01	397,944.80	Received	1.051	12/01/2026	3.350	398,850.60
799408Z93	5543	82	MUN	SRVSCD	390,000.00	05/26/2022	08/01 - 02/01	354,315.00	1,288.19	1.034	08/01/2026	3.400	356,433.07
923078CV9	5544	82	MUN	VNTCTF	990,000.00	05/26/2022	11/01 - 05/01	928,530.90	909.56	1.323	11/01/2025	3.250	931,182.50
13067WRC8	5545	82	MUN	CADWR	500,000.00	05/27/2022	06/01 - 12/01	463,430.00	Received	0.790	12/01/2025	3.000	464,413.69
798186N81	5546	82	MUN	SJUSD	405,000.00	05/31/2022	08/01 - 02/01	374,402.25	753.30	0.558	08/01/2025	3.080	375,960.75
Subtotal					3,225,000.00			3,038,112.95	9,339.94				3,052,266.24
Total Purchases					72,225,000.00			70,888,603.30	110,671.91				71,031,594.90

Received = Accrued Interest at Purchase was received by report ending date.

Portfolio SCVW
 AC
 PU (PRF_PU) 7.1.1
 Report Ver. 7.3.6.1

Run Date: 07/11/2022 - 15:39

SCVWD Investment Portfolio Composition



SCVWD Portfolio Book Value as of June 30, 2022: \$846,631,604

Attachment 2

